

Г.К. Мітчелл, Марілені Малкоґіанні

# Англійська мова (5-й рік навчання)

Підручник для 5 класу закладів загальної середньої освіти  
(з аудіосупроводом)



H. Q. Mitchell – Marileni Malkogianni

Видавництво «Лінгвіст»  
Київ – 2022

УДК 811.111(075.3)

М67

**Мітчелл Г.К.**

Англійська мова: підручник для 5 класу закладів загальної середньої освіти  
(з аудіосупроводом) / Г.К.Мітчелл. – Київ: Видавництво «Лінгвіст», 2022 – 144 с.

ISBN (укр.) 978-617-8002-77-0

Підручник з аудіосупроводом призначений для вивчення англійської мови в 5-му класі, розроблений згідно з Державним стандартом загальної середньої освіти Нової української школи та відповідно до Модельної навчальної програми «Іноземна мова. 5-9 класи» (автори Редько В.Г., Шаленко О.П., Сотникова С.І, Коваленко О.Я., Коропецька І.Б., Якоб О.М., Самойлюкевич І.В., Добра О.М., Кіор Т.М) для закладів загальної середньої освіти. Підручник має ґрунтовну комунікативну й діяльнісну спрямованість, розвиває наскрізні уміння і компетентності через залучення учнів до всіх видів мовленнєвої діяльності й відповідає віковим особливостям та інтересам учнів середньої школи.

УДК 811.111(075.3)

ISBN (англ.) 978-618-0558-51-7

ISBN (укр.) 978-617-8002-77-0

© Full Blast Plus (Ukrainian edition), MM Publications.  
Published by Publishing House Linguist, under license  
from MM publications, 2022



# CONTENTS

<b>OHHELLO!</b>	<b>4</b>	<b>5c</b> You are what you eat	66
<b>1 WHO ARE YOU?</b>	<b>9</b>	<b>5d</b> Food facts	68
<b>1a</b> Where are you from?	10	<b>5e</b> Three square meals	70
<b>1b</b> He's a chef	12	<b>5</b> ROUND-UP	72
<b>1c</b> Day and night	14	<b>6 EVENTS</b>	<b>73</b>
<b>1d</b> Meet the band	16	<b>6a</b> Party time!	74
<b>1e</b> I'm a student	18	<b>6b</b> Rain or shine	76
<b>1</b> ROUND-UP	20	<b>6c</b> Save the animals	78
<b>2 ME AND MINE</b>	<b>21</b>	<b>6d</b> Let's celebrate	80
<b>2a</b> My things	22	<b>6e</b> Best wishes	82
<b>2b</b> My clothes	24	<b>6</b> ROUND-UP	84
<b>2c</b> My pet	26	CULTURE PAGE 3	85
<b>2d</b> You're a star!	28	SONG 3	86
<b>2e</b> My best friend	30	<b>7 WHAT AN EXPERIENCE!</b>	<b>87</b>
<b>2</b> ROUND-UP	32	<b>7a</b> Were you scared?	88
CULTURE PAGE 1	33	<b>7b</b> Dear Diary	90
SONG 1	34	<b>7c</b> What happened?	92
<b>3 MY DAY</b>	<b>35</b>	<b>7d</b> A great film	94
<b>3a</b> Day in day out	36	<b>7e</b> A day to remember	96
<b>3b</b> Do you like sports?	38	<b>7</b> ROUND-UP	98
<b>3c</b> Time out	40	<b>8 SEE THE WORLD</b>	<b>99</b>
<b>3d</b> Around the house	42	<b>8a</b> On the move	100
<b>3e</b> My favourite day	44	<b>8b</b> Going camping	102
<b>3</b> ROUND-UP	46	<b>8c</b> A new experience	104
<b>4 WHERE I LIVE</b>	<b>47</b>	<b>8d</b> Country profile	106
<b>4a</b> Home sweet home	48	<b>8e</b> On holiday	108
<b>4b</b> Where is it?	50	<b>8</b> ROUND-UP	110
<b>4c</b> My neighbourhood	52	CULTURE PAGE 4	111
<b>4d</b> Places to visit	54	SONG 4	112
<b>4e</b> My house	56	CULTURE PAGE FOR UKRAINE 1	113
<b>4</b> ROUND-UP	58	CULTURE PAGE FOR UKRAINE 2	114
CULTURE PAGE 2	59	CLIL PAGES	115
SONG 2	60	PAIR WORK ACTIVITIES	119
<b>5 NICE AND TASTY</b>	<b>61</b>	GRAMMAR REFERENCE	122
<b>5a</b> Delicious!	62	LEARNING TIPS	129
<b>5b</b> Let's order!	64	PROJECT SKILLS	130
		WORDLIST	131



# What's your name?



A. Listen, read and repeat.

B. Talk in pairs.

- Hi! I'm... What's your name?  
- Hello! My name's...

Hi! My name's Bill.

And I'm Amy.

Hello! I'm Liv.

Hello! I'm Stu.  
What's your name?



2

# The alphabet



A. Listen and repeat. Then write the capital letters next to the lower case letters.

A B C D E F G H  
I J K L M N O P Q  
R S T U V W X Y Z

a	<input type="radio"/>	b	<input type="radio"/>	c	<input type="radio"/>	d	<input type="radio"/>	e	<input type="radio"/>	f	<input type="radio"/>	g	<input type="radio"/>
h	<input type="radio"/>	i	<input type="radio"/>	j	<input type="radio"/>	k	<input type="radio"/>	l	<input type="radio"/>	m	<input type="radio"/>	n	<input type="radio"/>
o	<input type="radio"/>	p	<input type="radio"/>	q	<input type="radio"/>	r	<input type="radio"/>	s	<input type="radio"/>	t	<input type="radio"/>	u	<input type="radio"/>
v	<input type="radio"/>	w	<input type="radio"/>	x	<input type="radio"/>	y	<input type="radio"/>	z	<input type="radio"/>				

B. Talk in pairs.

- How do you spell your first name?  
- A-N-D-Y.  
- How do you spell your surname?  
- S-M-I-T-H.

# 3 Numbers

A. Listen and repeat.



C. Listen and repeat.

10	ten
11	eleven
12	twelve
13	thirteen
14	fourteen
15	fifteen
16	sixteen
17	seventeen
18	eighteen
19	nineteen
20	twenty
21	twenty-one
...	
30	thirty
...	
40	forty
...	
50	fifty
...	
60	sixty
...	
70	seventy
...	
80	eighty
...	
90	ninety
...	
100	a hundred

B. Talk in pairs.

- *What's your phone number?*  
- *It's 020 78441973.*



**NOTE:** for telephone numbers:  
0 = oh  
44 = double four

D. Talk in pairs.

- *How old are you?*  
- *I'm 13 (years old).*




C. Look at the pictures below and complete with *a* or *an*. Then listen and check your answers.

**a / an**

a pen  
an umbrella



\_\_\_ book



\_\_\_ pencil



\_\_\_ rubber



\_\_\_ pen



\_\_\_ sharpener



\_\_\_ school bag



\_\_\_ apple



\_\_\_ umbrella



\_\_\_ orange



\_\_\_ pencil case



\_\_\_ ruler

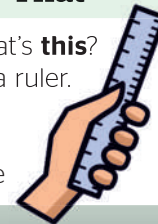


D. Look at the pictures below and complete with *this* or *that*. Then listen and check your answers.

**This / That**

A: What's **this**?  
B: It's a ruler.

here



A: What's **that**?  
B: It's a rubber.



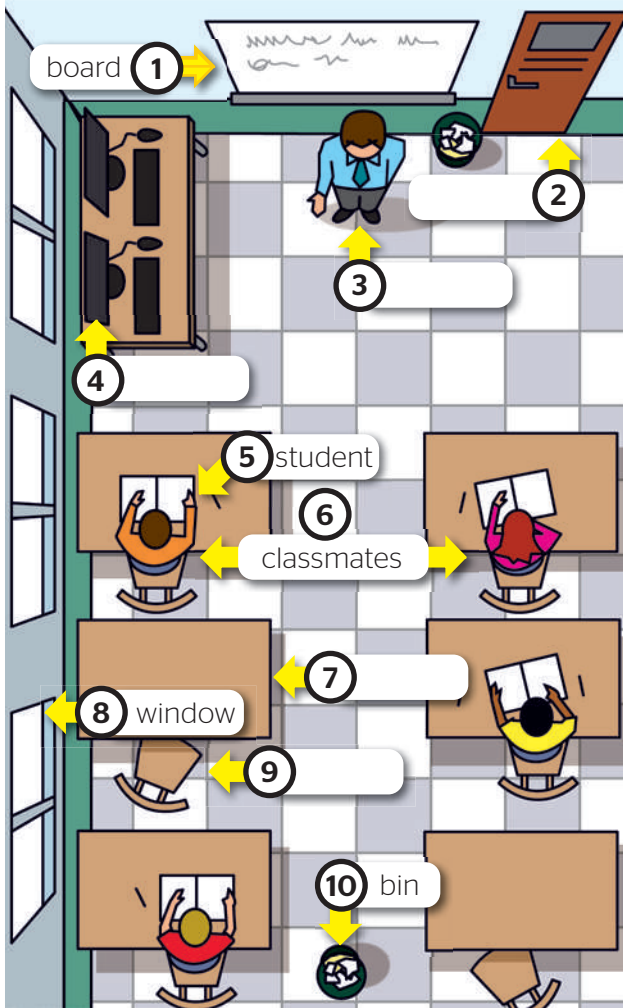
there



**4 In the classroom**

A. Label the picture with the words in the box. Then listen and check your answers.

door chair computer teacher desk



B. Look at the picture above, count and write.

**Plurals**

a chair → chairs

two bins

\_\_\_\_\_

\_\_\_\_\_

\_\_\_\_\_

\_\_\_\_\_

1. \_\_\_\_\_ is a pencil.

2. \_\_\_\_\_ is a bag.

3. A: What's \_\_\_\_\_?  
B: It's a pencil case.

4. A: What's \_\_\_\_\_?  
B: It's a ruler.

# 5 The English-speaking world

Listen and repeat.



# 6 Family

Listen and repeat.



grandmother

## Grandparents

grandfather



mother / mum

## Parents

father / dad



sister

baby brother



# 7 Classroom language

A. Listen and number 1-10.



Talk in pairs.



Look at the board.



Write.



Speak.



Listen.



Read the text.



Close your books.



Open your books.

**Imperative**

**Affirmative** → Speak.

**Negative** → Don't speak.  
(Don't = Do not)



Stand up.



Sit down.

B. Listen and repeat. How do you say these phrases in your language?

- I don't understand. What does this word mean?
- It means...
- Can you repeat that, please?
- Yes, of course.
- How do you say 'amigo' in English?
- Friend.

# 8 Colours

A. Listen and repeat. Then go through the Hello module and find the splashes of colour. Write the page number next to each colour.

blue <input type="radio"/>	red <input type="radio"/>	green <input type="radio"/>
yellow <input type="radio"/>	orange <input type="radio"/>	pink <input type="radio"/>
black <input type="radio"/>	white <input type="radio"/>	brown <input type="radio"/>
purple <input type="radio"/>	grey <input type="radio"/>	

B. Talk in pairs. Point to different objects in your classroom and ask and answer questions.

- What colour is this?
- It's green.





# 1

# Who are you?



### Discuss:

- ▶ What personal information can you give to introduce yourself?
- ▶ What would you like to know about a person you meet for the first time?

### In this module you will learn...

- ▶ to greet people
- ▶ to introduce yourself and others
- ▶ to ask for and give basic personal information
- ▶ to say where you're from
- ▶ to tell the time
- ▶ to talk about school subjects and what you're good at
- ▶ to talk about your favourite kind of music and musical instruments
- ▶ to present your family and the jobs they do
- ▶ to write about yourself

### Where can you find these pictures in this module? Go through the module and find the pictures.







**1 Vocabulary**

Match the countries with the nationalities. Then listen and check your answers.

Country	Nationality
Brazil	Greek
China	Spanish
France	Hungarian
Greece	Italian
Hungary	Chinese
Italy	Polish
Mexico	Ukrainian
Ukraine	Brazilian
Poland	Mexican
Spain	French

**2 Read**

A. Listen to the dialogues. Then read them out in groups.

**Rosa** Hello, I'm Rosa. Are you a new student?  
**Imre** Yes, I am. I'm Imre. I'm from Hungary but I live here in London.  
**Rosa** Nice to meet you.  
**Imre** Nice to meet you too. Are you Brazilian?  
**Rosa** No, I'm not. I'm Mexican.

**Angela** Hi, Oliver! How are you?  
**Oliver** I'm fine, thanks. This is Pablo and this is Maria.  
**Angela** Hello. Where are you from?  
**Pablo** We're from Spain.  
**Angela** Really? I'm from Italy.

B. Read again and match.

- |                    |              |
|--------------------|--------------|
| 1. Rosa            | a. Italian   |
| 2. Imre            | b. Spanish   |
| 3. Angela          | c. Hungarian |
| 4. Pablo and Maria | d. Mexican   |

### 3 Speak

Talk in pairs.

- Hello, Kate. How are you?  
- Fine, thanks. And you?  
- Not bad.



### 4 Grammar

The verb *be* (I am, You are, We are)

AFFIRMATIVE	NEGATIVE	QUESTIONS	SHORT ANSWERS
I 'm (= am)	I 'm not (= am not)	Am I?	Yes, I am. No, I'm not.
You 're (= are)	You aren't (= are not)	Are you?	Yes, you are. No, you aren't.
We 're (= are)	We aren't (= are not)	Are we?	Yes, we are. No, we aren't.

Possessive adjectives (my, your, our)

PERSONAL PRONOUNS	POSSESSIVE ADJECTIVES
I	my
you	your
we	our

Tim and I are friends. **We** are classmates too.  
This is **our** classroom.



Circle the correct words.

- Rafael** Hi, **our** / **my** name's Rafael.  
**Andrew** **Am** / **Are** you from Mexico?  
**Rafael** No, **I'm not** / **aren't**. **You're** / **I'm** Spanish.
- Steve** Hi, Linda.  
**Linda** Hello, Steve. This is David.  
**Steve** Nice to meet you. **Am** / **Are** you two friends?  
**David** No, we **are** / **aren't**. **I'm** / **We're** brother and sister. **Our** / **Your** surname's Rivers.



### 5 Pronunciation

A. Listen and repeat. What's the difference between a, b and c?

a. France    b. British    c. Chinese

B. Listen and tick (✓) the sound you hear.

	France /s/	British /f/	Chinese /tʃ/
teacher			✓
surname			
pencil			
English			
nationality			
French			
class			
Irish			

### 6 Speak

Talk in pairs.

- What's your name?  
- My name's John. / I'm John.
- What's your surname?  
- Peters.
- Where are you from?  
- I'm from England. (I live in London.)
- How old are you?  
- I'm thirteen. And you?  
- I'm thirteen too.

**TIP!** • Look at the example.  
• Speak only in English.



# 1b

## He's a chef

### 1 Vocabulary

Listen and repeat.



actor/actress



doctor



shop assistant



secretary



delivery person



bus driver



waiter/waitress



chef



nurse



police officer



taxi driver

### 2 Read

A. Listen and read.

## Mario's Pizza: A family business

Hello, I'm Alonso and this is my dad, Mario. We're Italian. Welcome to our restaurant.



This is my aunt, Gina. She's a waitress.

This is my uncle. His name is Dario and he's a chef.



This is Fredo and Elmo. They are my cousins and they are waiters.



This is my sister. Her name is Anna and she is a pizza delivery girl.



Come to our restaurant! Our pizza is great!

**B. Read again and answer the questions.**



1. Where are they from?
2. Is he a waiter?
3. What's her name?
4. Are they waiters?
5. Is she a pizza delivery girl?

**3 Grammar**  
**The verb *be***

AFFIRMATIVE	NEGATIVE	QUESTIONS	SHORT ANSWERS	
I 'm (=am)	I 'm not (=am not)	Am I?	Yes, I am.	No, I 'm not.
You 're (=are)	You aren't (=are not)	Are you?	Yes, you are.	No, you aren't.
He She 's (=is) It	He She isn't (=is not) It	Is he? she? it?	Yes, he is. she is. it	No, he isn't. she isn't. it
We You 're (=are) They	We You aren't (=are not) They	Are we? you? they?	Yes, we are. you are. they	No, we aren't. you aren't. they

**Possessive adjectives**

PERSONAL PRONOUNS	POSSESSIVE ADJECTIVES
I	my
you	your
he	his
she	her
it	its
we	our
you	your
they	their

*That's John. **He** is 11 years old.  
**His** mother is a teacher.*

**Circle the correct words.**

1.
 

**Sue** That's Helen and **his / her** cousin.

**Kate** What's **his / her** name?

**Sue** Billy.

**Kate** **He is / Is he** a student?

**Sue** No, he **is / isn't**. **He's / His** a bus driver.
2.
 

**Danny** **Is / Are** your parents doctors?

**Jake** No, **they / their** aren't. My uncle and aunt **am / are** doctors. My dad **is / isn't** a police officer and my mum's an actress.

**Danny** Really? What's **her / their** name?

**Jake** Ann Patterson.

**4 Write**

Write a few sentences to present some of your family members and their jobs.

*This is my dad. His name is... and he's a...*





### 1 Vocabulary

A. Put the days of the week in the correct order. Write 1-7. Then listen and check your answers. What day is it today?

B. What's the time? Look at the clocks and complete the time. Then listen and check your answers.

Thursday

Monday

Sunday

② Tuesday

Saturday

Wednesday

Friday



It's seven o'clock.



It's four \_\_\_\_\_.



It's ten past nine.



It's ten past \_\_\_\_\_.



It's a quarter past two.



It's a \_\_\_\_\_ past \_\_\_\_\_.



It's half past four.



It's \_\_\_\_\_ ten.



It's a quarter to three.



It's a \_\_\_\_\_ to nine.



It's twenty to eleven.



It's \_\_\_\_\_ one.

C. Look and complete with the words in the box. Then listen and check your answers.

night      morning



... → 12 p.m. / midday / noon



12 p.m. → 6 p.m.



6 p.m. → 12 a.m. / midnight



## 2 Read

A. Listen to the dialogue. Then read it out in pairs.



Good afternoon, Lin.

It's 2:30 in the afternoon here but it's Saturday today. What's the time in Beijing?

Oh, sorry. Goodbye.

You mean, good morning. It's Sunday morning here in Beijing. What's the time in New York?

It's 3:30 IN THE MORNING!

Bye, Dave!!



B. Read again and complete the table.

NAME	CITY	DAY	TIME
	New York		
	Beijing		

**TIP!** Before you listen, read the questions and answers carefully.

## 3 Listen

Listen to the dialogues and choose a or b.

1. What day is it today?  
 a. Tuesday  
 b. Thursday
2. What's the time?  
 a. 8:30  
 b. 9:30

3. What day is it today?  
 a. Friday  
 b. Saturday

4. What's the time?  
 a. 12 a.m.  
 b. 12 p.m.

## 4 Speak

**GUESSING GAME:** Find the clock.  
 Talk in pairs.

**Student A:** Choose a clock but don't tell Student B.

**Student B:** Ask questions to find Student A's clock.

- What day is it today?
- It's Monday.
- What's the time?
- It's half past two.
- Is it the yellow clock?
- Yes, it is!





# 1d

## Meet the band!



### 1 Vocabulary

Listen and number the musical instruments (1-5).



keyboard



violin



piano



guitar



drums

### 2 Read

A. Look at the picture of the band Full Blast. What does each member do in the band? Listen, read and check your answers.

I'm Amy and I'm the lead singer. I'm crazy about pop music and my favourite singer is Ariana Grande. She's very famous.

I'm Bill. I'm a singer and a rapper too, I also play the guitar. I like hip hop. Drake is my favourite rapper.

I'm Liv and I play the keyboard in the band. My favourite singer is Adele. Her songs are great.

I'm Stu and I play the drums. My favourite kinds of music are rock and jazz.





**B. Read again and write A for Amy, B for Bill, L for Liv or S for Stu.**

1. He/She is crazy about pop.  A
2. He/She is a drummer.
3. His/Her favourite kind of music is hip hop.

4. His/Her favourite rapper is Drake.
5. Jazz is his/her favourite kind of music.
6. They are the singers of the band.
7. His/Her favourite singer is Adele.

**3 Grammar**

**What...? / Who...?**


- A:** What's your favourite kind of music?  
**B:** Pop.  
**A:** Who's your favourite singer?  
**B:** Adele.

**Complete the questions with *What* or *Who*.**

1. **A:** What 's your favourite colour?  
**B:** Blue.
2. **A:** \_\_\_\_\_ 's your favourite musical instrument?  
**B:** The guitar.
3. **A:** \_\_\_\_\_ 's that?  
**B:** My brother.
4. **A:** \_\_\_\_\_ 's from the USA?  
**B:** Melanie.
5. **A:** \_\_\_\_\_ are their names?  
**B:** Yuliia and Olha.

**4 Listen** 

Listen to four teenagers and match the names with the pictures 1-4.



a. Wayne    b. Paula    c. Dave    d. Grace

**5 Speak**

Talk in groups of four. Complete the table below about yourself and then about the other people in your group.

	YOU	STUDENT 1	STUDENT 2	STUDENT 3
favourite musical instrument?				
favourite singer?				
favourite band?				
favourite kind of music?				
favourite song?				

- *What's your favourite musical instrument?*
- *The guitar.*
- *Who's your favourite singer?*
- .....






1 Vocabulary

Listen and repeat. What's your favourite school subject?

**TIP!** Practise the spelling and pronunciation of new words.



2 Speak

A. Talk in groups of four. Ask each other questions and complete the table.

- Are you good at PE?  
- Yes, I am. / No, I'm not.

Are you good at...?

	YOU	STUDENT 1	STUDENT 2	STUDENT 3
geography				
maths				
history				
English				
PE				
art				
music				
science				

B. Tell the class your group's answers.

*Two students in my group are good at science.*



3 Listen

Listen to an interview with two children and match by drawing lines.

Ray	English	11	geography
Lisa	Italian	13	history

# 4 Speak & Write

A. Read and complete the table below.



Hello, my name is Richard Goodman and I'm eleven years old. I'm Irish and I live in Dublin. My favourite subject is music and I'm good at it. My favourite teacher is Mr Simms, the music teacher. He's great. My favourite kind of music is hip hop and my favourite singer is Kendrick Lamar.

Name .....

Surname .....

Age .....

Nationality .....

Favourite subject .....

Favourite teacher .....

Favourite kind of music .....

Favourite singer/band .....

C. Read and add punctuation and capitals to the sentences.

### Capital letters

Use capital letters:

- ▶ at the beginning of a sentence
- ▶ with names and surnames
- ▶ with Mr/Mrs/Miss/Ms
- ▶ with cities/countries/nationalities
- ▶ with languages
- ▶ with school subjects with abbreviations
- ▶ with the days of the week
- ▶ with the word *I*

### Punctuation

- ▶ Affirmative and negative sentences end with a full stop (.)
- ▶ Questions end with a question mark (?).

1. my name is lee sanders
2. i'm from australia
3. miss green is an english teacher
4. my favourite subject is pe
5. we're from madrid, in spain
6. are you good at geography
7. is it tuesday today

B. Talk in pairs.

- *What's your name?*  
- .....
- *How old are you?*  
- .....
- *Where are you from?*  
- .....
- *What's your favourite subject?*  
- .....
- *Are you good at...?*  
- .....
- *Who's your favourite teacher?*  
- Mr/Mrs/Miss/Ms.....
- *What's your favourite kind of music?*  
- .....
- *Who's your favourite singer/band?*  
- .....

D. Use the notes below to write a paragraph about yourself. Use the information from activity B.

*Hi! My name's.... I'm... years old and I'm from....*

*My favourite subject is.... I'm good at.... My favourite teacher is....*

*My favourite kind of music is... and my favourite singer/band is....*

**TIP!** Remember to check punctuation and capital letters in your writing.

# 1

## Round-up

### Vocabulary

A. Cross out the odd word. Then add one more.

1. art - science - chef - geography - \_\_\_\_\_
2. UK - French - Canada - Ukraine - \_\_\_\_\_
3. Spain - Tuesday - Saturday - Monday - \_\_\_\_\_
4. keyboard - violin - music - guitar - \_\_\_\_\_

Score: / 8

### Grammar

B. Circle the correct words.

1. A: Is that **you / your** brother?  
B: No. That's Tom. **He / He's** is my cousin.
2. I'm from the UK. **My / His** name is Jason.
3. Julia and Olha are friends. **They're / Their** favourite subject is history.
4. **She / She's** an actress. **Her / His** name's Betty Bourne.
5. A: What day is it today?  
B: **Its / It's** Sunday.

Score: / 7

C. Complete with the correct form of the verb *be*.

1. A: \_\_\_\_\_ you a doctor?  
B: Yes, I \_\_\_\_\_.
2. My parents \_\_\_\_\_ crazy about jazz.
3. A: \_\_\_\_\_ that the new music teacher?  
B: No, he \_\_\_\_\_ the new English teacher.
4. Andrew and Maksym \_\_\_\_\_ good at history but they are very good at geography.
5. A: \_\_\_\_\_ it six o'clock?  
B: No, it \_\_\_\_\_.

Score: / 8

D. Complete with the words in the box.


Who's   How   What   Where   What's

1. Good morning! \_\_\_\_\_ are you today?
2. \_\_\_\_\_ are you from?
3. \_\_\_\_\_ day is it today?
4. \_\_\_\_\_ your favourite kind of music?
5. \_\_\_\_\_ that? Is it Mrs Henderson?

Score: / 5

### Communication

E. Look at the clocks and write.



What's the time?

1. \_\_\_\_\_
2. \_\_\_\_\_
3. \_\_\_\_\_
4. \_\_\_\_\_
5. \_\_\_\_\_

Score: / 5

F. Match.

- |                                  |                        |
|----------------------------------|------------------------|
| 1. Who's your favourite teacher? | a. I'm from Australia. |
| 2. What's his favourite subject? | b. Yes, I am.          |
| 3. How are you?                  | c. Nice to meet you.   |
| 4. Where are you from?           | d. I'm fine, thanks.   |
| 5. Are you good at maths?        | e. He's Chinese.       |
| 6. Where is he from?             | f. Mrs Blake.          |
| 7. Hi, I'm Ihor.                 | g. Maths.              |

Score: / 7

TOTAL SCORE: / 40

#### Now I can...

- say where I'm from
- introduce myself and other people
- ask and answer personal questions
- greet people
- talk about my favourite teachers, subjects and say what I'm good at
- talk about my favourite kind of music and musical instruments
- present my family and the jobs they do
- tell the time
- use the verb *be*
- write about myself





# 2


## All about me



### Discuss:

- ▶ What have you got in your bag?
- ▶ What are your favourite clothes?
- ▶ Who is your best friend?

**Where can you find these pictures in this module? Go through the module and find them.**




### In this module you will learn...

- ▶ to talk about your things
- ▶ to talk about your clothes
- ▶ to describe your pet
- ▶ to talk about your talents and abilities
- ▶ to describe people
- ▶ to write about your best friend





**TIP!** Before you read the text, look at the pictures. They will help you understand the text.

**1 Vocabulary**  Listen and repeat.

**2 Read**  A. Listen to the comic strips. Then read them out in groups.



smartwatch



mobile phone



power bank



camera



sunglasses



skateboard



game console



wireless headphones






rollerblades



cap




bike



**B. Read again and write T for True or F for False.**

- Mrs Cringe has got rollerblades.
- Mr and Mrs Cringe have got a game console.
- Mr Cringe has got a new mobile phone.
- Mr Cringe hasn't got black sunglasses.
- Mr and Mrs Cringe are at the party.

○  
○  
○  
○  
○



Mr Cringe      JAKE      Mrs Cringe



But they've got a game console!  
They're crazy about computer games.



I'm here!!!

Where are you?



### 3 Grammar

#### The verb *have got*

AFFIRMATIVE		NEGATIVE	
I	've got (= have got)	I	haven't got (= have not got)
You	've got (= have got)	You	haven't got (= have not got)
He	's got (= has got)	He	hasn't got (= has not got)
She	's got (= has got)	She	hasn't got (= has not got)
It	's got (= has got)	It	hasn't got (= has not got)
We	've got (= have got)	We	haven't got (= have not got)
You	've got (= have got)	You	haven't got (= have not got)
They	've got (= have got)	They	haven't got (= have not got)
QUESTIONS		SHORT ANSWERS	
Have	I got?	Yes, I have.	No, I haven't.
	you	you	you
Has	he got?	Yes, he has.	No, he hasn't.
	she	she	she
	it	it	it
Have	we got?	Yes, we have.	No, we haven't.
	you	you	you
	they	they	they

#### Circle the correct words.

- I **'ve got** / **'s got** a brother and a sister.
- Samantha **'s got** / **'ve got** two bikes.
- We **'s got** / **'ve got** a new maths teacher.
- A:** Kelly **'s got** / **'ve got** a game console. **She's** / **Has she** got a computer too?  
**B:** No, she **hasn't** / **haven't**.
- My cousins **hasn't** / **haven't** got wireless headphones.
- A:** You **have** / **Have you** got a mobile phone?  
**B:** Yes, I **have** / **has**.

### 4 Listen

Listen and tick (✓) the things Donna's got in her bag.



### 5 Speak

#### MEMORY GAME

Go to the Pair work activities section.



1 Vocabulary

Listen and repeat. Have you got any of these clothes?



2 Read

A. Look at the pictures and the text. What do you think the text is about? Listen, read and check your answers.

Inside a celebrity's wardrobe

This week the famous actress:

Eva Nelson

This is my favourite red belt. It's a present from my sister. Red is my favourite colour.



These are my favourite scarves. Aren't they beautiful? I love scarves and I've got 25.



I've got a lot of jeans, new and old. My favourite jeans are black.



### 3 Grammar

#### these / those

SINGULAR	PLURAL
This is a jumper.	These are jumpers.
That's a skirt.	Those are skirts.

**NOTE:** This is a **trendy** belt.  
These are **trendy** belts.

#### Circle the correct words.

- This / These** is my new smart-watch and **this / these** are my new boots.
- A:** Is **that / those** a belt?  
**B:** Yes. Isn't it trendy?  
**A:** And are **these / those** your sunglasses over there?  
**B:** Yes.  
**A:** They're cool!



Look at my new trainers!  
They're very trendy and  
of course they're red too.

This is my favourite skirt. It's very colourful. It's not very trendy but it's from my first film and I love it.



#### B. Read again and complete.

- Eva Nelson is an **actress**.
- Her favourite colour is \_\_\_\_\_.
- She has got a red \_\_\_\_\_ and red \_\_\_\_\_.
- She has got \_\_\_\_\_ scarves.
- She has got \_\_\_\_\_ and \_\_\_\_\_ jeans.
- Her favourite skirt isn't very \_\_\_\_\_.

### PLURAL FORMS

belt - belts	man - men
watch - watches	woman - women
dress - dresses	child - children
baby - babies	person - people
scarf - scarves	fish - fish

#### Complete with the plural form of the nouns in brackets.

- These are my favourite \_\_\_\_\_ (scarf).
- Jenny and Linda are \_\_\_\_\_ (actress).
- Karen has got three \_\_\_\_\_ (child).
- Those \_\_\_\_\_ (woman) are \_\_\_\_\_ (teacher).
- I've got four trendy \_\_\_\_\_ (hoody).

### 4 Pronunciation

#### A. Listen and repeat. What's the difference between a, b and c?

- a. belts    b. jeans    c. dresses

#### B. Listen and tick (✓) the sound you hear.

	belts /s/	jeans /z/	dresses /ɪz/
caps			
bikes			
chairs			
watches			
trainers			
waitresses			
boots			

### 5 Listen

#### Listen to three dialogues and choose a or b.

- The boy's got a \_\_\_\_\_.  
a. green hoody    b. green jacket
- Mary's got \_\_\_\_\_ shoes.  
a. trendy    b. new
- Fay hasn't got a lot of \_\_\_\_\_.  
a. skirts    b. dresses

### 6 Write

#### Write about 3 items of clothing you have got.


*I've got four jumpers.  
They are trendy.*



1

Vocabulary

Listen and repeat.



spider



face

teeth

arm

hand

**NOTE:** foot - feet  
tooth - teeth

foot



snake

head



dog

mouth



eye

wing

parrot



tail

nose

cat



ear

body

rabbit

2

Read

A. Listen to the dialogue. Then read it out in groups.



**Bill** Hi, Stu. Is that your dog?  
**Stu** Of course not. I haven't got a dog.  
**Bill** Whose is it, then?  
**Stu** I don't know. It's lost, I think.  
**Bill** Wait!



**Bill** Look!  
**Stu** So, it's Mr Young's dog.  
**Bill** Yeah. Come on. Let's call the number.



At Mr Young's house...

**Mr Young** No, that's not Jimmy. Jimmy hasn't got big ears. His ears are small. And his tail isn't black. It's white. Thanks anyway.

**Stu** Oh. Well, whose dog is it, then?

**Bill** Wait, he's got a name tag. OLLIE.

**Stu** And a phone number. 07785 548697. Call it!



At Mrs Cahill's house...

**Mrs Cahill** Ollie! Thank you very much, boys.

**Bill** That's all right, Mrs Cahill.

**Stu** No problem.



**B. Read again and complete with Mr Young, Jimmy, Mrs Cahill or Ollie.**

- \_\_\_\_\_ is Mr Young's dog.
- Ollie is \_\_\_\_\_'s dog.
- \_\_\_\_\_ 's phone number is 07435 228654.
- \_\_\_\_\_ has got a black tail.
- \_\_\_\_\_ has got small ears.
- \_\_\_\_\_ 's phone number is 07785 548697.

### 3 Grammar

#### Possessive Case - Whose...?

SINGULAR NOUNS	REGULAR PLURAL NOUNS
My <b>dog's</b> name is Punch.	My <b>dogs'</b> names are Rex and Tex.

**Whose pet is this?**  
It's **Fay's** pet. / It's **Fay's**.

**Circle the correct words.**

- A: Who's / Whose** that man?  
**B:** He's my **mothers' / mother's** brother. He's Uncle Mike.
- A: Who's / Whose** parrot is this?  
**B:** It's my **cousin's / cousins'** parrot. They're crazy about pets.
- A: Who's / Whose** watch is that?  
**B:** It's **Martha's / Martha**. It's her new watch.

### 4 Speak

**GUESSING GAME: Find my pet.**  
Play in groups of four.

**Student A:** Imagine that you've got one of the pets below but don't tell the others. Talk about your pet so that the others can guess.

**Students B, C, D:** Look at the pictures, listen to Student A and try to guess his/her pet.



### 5 Write

Write a few sentences about your pet or somebody else's pet.

*I've got a pet... / ...'s got a pet...  
His/Her name is...  
He's/She's got...*



**1 Vocabulary**

Listen and number 1-12.



dance



sing



swim



use a computer



play a musical instrument



draw well

Bonjour!



speak French



ride a horse



ride a bike



skateboard



cook



take pictures


**2 Read**

A. Listen and read. Who is the winner of the talent show?

You're a good band. Matt, you can play the drums well, and Rick, you're great on the keyboard. Zoe, you can play the guitar very well but you can't sing. Sorry! Get a new singer and come back next year.

Sally, you're a great dancer and you're very beautiful. But you can't speak Spanish, so don't sing Spanish songs. I'm sorry but you aren't tonight's winner.

Leona, you are fantastic! You can sing well and dance too. You've got a lot of talent. And... you are tonight's winner!





**B. Read again and answer the questions.**

1. Can Sally dance?  
a. Yes, she can.      b. No, she can't.
2. Can Sally speak Spanish?  
a. Yes, she can.      b. No, she can't.
3. Who can play the keyboard well?  
a. Matt                      b. Rick
4. What can Zoe do well?  
a. She can play the guitar.      b. She can sing.
5. Can Leona dance well?  
a. Yes, she can.                      b. No, she can't.

**3 Grammar**

**The verb can**

AFFIRMATIVE	NEGATIVE	QUESTIONS	SHORT ANSWERS	
I	I	I	I	I
You	You	you	you	you
He	He	he	he	he
She can swim	She can't (=cannot) swim	Can she swim?	Yes, she can.	No, she can't.
It	It	it	it	it
We	We	we	we	we
You	You	you	you	you
They	They	they	they	they

**Complete with the correct form of the verb can.**

1. Grace and Paul \_\_\_\_\_ ride a horse but they can ride a bike.
2. **A:** \_\_\_\_\_ you speak Polish?  
**B:** No, I \_\_\_\_\_. But I \_\_\_\_\_ speak Hungarian.
3. **A:** Svitlana is a singer in a band. She \_\_\_\_\_ sing well.  
**B:** \_\_\_\_\_ she dance too?  
**A:** Yes, she \_\_\_\_\_.

**4 Speak**

**A. Talk in groups of four. Ask each other questions and complete the table.**

- Can you draw well?  
- Yes, I can. / No, I can't.

**B. Tell the class your group's answers.**

- Three students in my group can draw well.

**Can you...?**

	YOU	STUDENT 1	STUDENT 2	STUDENT 3
draw well				
use a computer				
sing well				
ride a horse				
speak French				
cook				
play a musical instrument				
skateboard				
take nice pictures				

**5 Write**

**Write three sentences about what you can or can't do.**

*I can use a computer, but I can't draw well.*

**1 Vocabulary**

Match the opposites. Then listen and check your answers.



a chubby boy




fair hair



long hair



a young man



a tall boy



short hair



a slim boy



dark hair



a short boy



an old man

**2 Listen**

A. Look at the pictures and describe the girls.

B. Listen to a mother and a daughter talking. What does Wendy's new best friend look like? Choose picture a, b or c.



a



b



c

**TIP!** Before you listen, look at the pictures carefully.

**3 Speak**

GUESSING GAME: Who is it?

**Student A:** Choose one of your classmates but don't tell Student B.

**Student B:** Ask questions to find out who Student A has chosen.

- Is it a girl?
- Yes, it is.
- Has she got long/short/fair/dark hair?
- Yes, she has. / No, she hasn't.
- Is she tall/short/chubby/slim?
- Yes, she is. / No, she isn't.
- Is it Maria?
- Yes, well done!





# 4 Speak & Write

A. Read. Which of the topics below does the girl mention about her best friend?

age

what she can do

name

what she looks like

favourite kind of music

favourite computer game

pet

clothes

nationality



This is Diana. She is 11 years old and she's my best friend. Diana is short and slim. She's got long fair hair and beautiful blue eyes. She's very cool! Diana can skateboard very well but she can't ride a bike. She's crazy about computers and her favourite computer game is Stellaris. She's got another best friend: her dog, Buck.



B. Talk in pairs about your best friend.

- Who's your best friend?

- .....

- How old is he/she?

- .....

- What does he/she look like?

- .....

- What can/can't he/she do?

- .....

- What's his/her favourite subject / computer game / kind of music?

- .....

- Has he/she got a pet?

- .....



C. Read and complete the sentences with *and* or *but*.

### Linking words

- ▶ Use **and** to join similar ideas.  
*Diana is tall **and** she's got fair hair.*
- ▶ Use **but** to join two opposite ideas.  
*Diana can dance **but** she can't sing.*

1. Brad is 14 years old **and** \_\_\_\_\_ he's from the UK.
2. Mary's got a skateboard \_\_\_\_\_ she hasn't got rollerblades.
3. Rob is tall \_\_\_\_\_ slim.
4. Donald's crazy about pets \_\_\_\_\_ he's got three dogs.
5. Tina isn't good at geography \_\_\_\_\_ she's good at science.

D. Use the notes below to write a paragraph about your best friend. Use the information from activity B.

### My best friend

*My best friend's name is...*

*He's/She's... years old.*

*He/She is... He's/She's got... hair and... eyes.*

*He/She can... very well but he/she can't...*

*He/She is crazy about... and his/her favourite... is...*

*He/She has got / hasn't got a pet.*

**TIP!**

Do not write very short sentences. Join your sentences with **and** or **but**.

## Vocabulary

## A. Cross out the odd word. Then add one more.

- ear - leg - belt - arm - \_\_\_\_\_
- jumper - power bank - trousers - hoody - \_\_\_\_\_
- tail - rabbit - parrot - spider - \_\_\_\_\_
- short - young - chubby - hair - \_\_\_\_\_

Score: / 8

## Grammar

B. Complete with the correct form of *have got*.

- A:** \_\_\_\_\_ you \_\_\_\_\_ a black jacket?  
**B:** No, I \_\_\_\_\_ but I \_\_\_\_\_ a blue jacket.
- A:** \_\_\_\_\_ Mandy \_\_\_\_\_ a brother?  
**B:** Yes, she \_\_\_\_\_.
- Kelly's parrot \_\_\_\_\_ colourful wings.
- The girls \_\_\_\_\_ fair hair. They've got dark hair.

Score: / 7

## C. Write the plural of the following nouns.

- |                 |                 |
|-----------------|-----------------|
| 1. party _____  | 6. family _____ |
| 2. woman _____  | 7. watch _____  |
| 3. camera _____ | 8. foot _____   |
| 4. bus _____    | 9. scarf _____  |
| 5. fish _____   | 10. child _____ |

Score: / 10

## D. Choose a or b.

- \_\_\_\_\_ smartwatch is this?  
**a.** Who's **b.** Whose
- These are \_\_\_\_\_ sunglasses.  
**a.** Jenny's **b.** Jennys'
- My \_\_\_\_\_ names are Mike and Viktor.  
**a.** brother's **b.** brothers'
- \_\_\_\_\_ that girl?  
**a.** Who's **b.** Whose
- The \_\_\_\_\_ jacket is here.  
**a.** boy's **b.** boys'

Score: / 5

E. Complete with the correct form of *can*.

- A:** \_\_\_\_\_ you play a musical instrument?  
**B:** No, I \_\_\_\_\_. But my brother \_\_\_\_\_  
play the guitar and the drums.
- A:** \_\_\_\_\_ your parrots talk?  
**B:** No, they \_\_\_\_\_.

Score: / 5

## Communication

## F. Complete the dialogues with the sentences a-e.

- Are you sure?
- What does your mother look like?
- Thank you very much.
- I haven't got a bike.
- Look! That's my mother.

## 1.

- Natalia** (1) \_\_\_\_\_  
**Yana** Wow. She's very tall.  
**Natalia** Yeah. (2) \_\_\_\_\_  
**Yana** She's short and slim.

## 2.

- Mike** (3) \_\_\_\_\_  
**Ryan** Here. You can ride my bike.  
**Mike** (4) \_\_\_\_\_  
**Ryan** Yes, of course.  
**Mike** (5) \_\_\_\_\_  
**Ryan** That's all right.

Score: / 10

TOTAL SCORE: / 45

## Now I can...

- talk about my things and clothes
- describe people
- talk about pets
- say what I can/can't do
- write and talk about my best friend
- use the verb *have got*
- use plurals
- use *and/but* to join ideas



# MUSIC FROM AROUND THE WORLD

A. Listen and match the music with the pictures a-e. Write 1-5. 

B. Listen and read.



This is a bandura. It's a Ukrainian musical instrument, and it's 300 years old.

Hip hop is from the USA and it is only 50 years old. The Black Eyed Peas are a hip hop group and Will.i.am is a rapper in the group.

These are bagpipes. Scottish people play the bagpipes.

Samba is a dance and a kind of music from Brazil.

This is a didgeridoo and it's from Australia. Aboriginal people from Australia play the didgeridoo.



## Project

### Make a poster!

Think of a musical instrument or a kind of music from another country. Do some research on the Internet and use the following questions to help you find the information you need:

- Where is the musical instrument from? / Where is the kind of music from?
- How old is it?
- Is it easy to play this musical instrument? / Is it easy to dance to this music?

### C. Read again and answer the questions.

1. How old is hip hop?
2. Where are bagpipes from?
3. What is a bandura?
4. What is samba?
5. What musical instrument is from Australia?



# SONG 1

Read the song and circle the correct words.  
Then listen and check your answers. 

## Turn it up!

Turn it up... turn it up... turn it up... FULL BLAST!

All the (1) **students / people** at our school  
Say Full Blast are really (2) **cool / nice**  
We're not famous but that's all right  
Listen to Full Blast  
Morning, (3) **day / noon** and night

My name's Bill, and I'm the (4) **singer / rapper** of the  
band

I can sing, I can (5) **dance / play**, I can rap, yes I can!

Who's on the drums? It's my best friend Stu.

And Liv's on the (6) **guitar / keyboard**, just for you.

Turn it up! Turn it up! Or you can't hear a thing

Here comes Amy. Just listen to her (7) **sing / song!**

Turn it up... turn it up... turn it up... FULL BLAST!





# 3

## It's my life!



### Discuss:

- ▶ What's a typical day like for you?  
How busy are you?
- ▶ What do you do in your free time?
- ▶ Do you help at home?

### In this module you will learn...

- ▶ to talk and write about your day
- ▶ to talk about your free-time activities
- ▶ to give an opinion about sports
- ▶ to say how often you do housework activities
- ▶ to write about your favourite day of the week

Where can you find these pictures in this module?  
Go through the module and find them.





**1 Vocabulary**  Listen and repeat.



get dressed



go to school



have breakfast/  
lunch/dinner




get home



do homework



go to bed



get up

have a shower



brush my teeth

**2 Read** 

A. Look at the pictures and the title of the text. What do you think the text is about? Listen, read and check your answers.

# TAMMY TURNER

## A young Picasso

Tammy Turner isn't a typical school girl.

She loves art and she's a very good artist.

On weekdays, she gets up at 6 o'clock and paints pictures. At 7:30 she has a shower and has her breakfast. Then she goes to school. Art is her favourite subject, of course. She gets home at 4:30 and does her homework. In the evenings after dinner, she paints again!

At the weekend it's different. 'Every Saturday, I visit galleries and on Sundays, I watch TV or make pictures and designs on my computer.' Her art teacher says: 'She's amazing! She's even got paintings in the local art gallery.'

**B. Read again and write T for True or F for False.**

1. Tammy gets up at 7:30 on Mondays.
2. Tammy's favourite subject is art.
3. Tammy paints in the morning and in the evening.
4. Tammy goes to galleries on weekdays.
5. Tammy's teacher likes her paintings.



### 3 Grammar

#### Present Simple (affirmative)

I	paint	He	paints
You	watch	She	watches
We	do	It	does
They	study		studies

**BUT**

We use the Present Simple for habits or actions that happen regularly.

#### Prepositions of time

<b>at</b>	<i>ten o'clock, half past one, etc. the weekend noon / midday / night / midnight</i>
<b>in</b>	<i>the morning, the afternoon, the evening</i>
<b>on</b>	<i>Monday, Tuesday, etc. Sunday morning / afternoon / evening / night weekdays</i>

#### Complete with the Present Simple of the verbs in brackets.

- Mykhailo and Nina \_\_\_\_\_ (brush) their teeth every morning and evening.
- My mum \_\_\_\_\_ (get up) at 7 o'clock every day.
- Alan \_\_\_\_\_ (do) his homework in the afternoons.
- I \_\_\_\_\_ (play) computer games at the weekend.
- My best friend \_\_\_\_\_ (watch) TV after dinner and \_\_\_\_\_ (go) to bed at midnight.

### 4 Pronunciation

**A. Listen and repeat. What's the difference between a, b and c?**  
a. gets    b. plays    c. brushes

**B. Listen and tick (✓) the sound you hear.**

	gets /s/	plays /z/	brushes /ɪz/
paints			
does			
dances			
has			
goes			
watches			
visits			
makes			

### 5 Speak

Talk in pairs about a typical day for you.

*- I get up at 7:30. What about you?  
- I get up at...*

### 6 Write

Write a few sentences about a typical day for you and about a friend's typical day.

*I get up at 7:30. I have...  
Nazar gets up at 8:00. He has...*







**TIP!** Learn whole phrases (e.g. verb + noun), not just isolated words.

### 1 Vocabulary

Match the sports with the pictures 1-8. Then listen and check your answers.



- play table tennis
- do athletics
- do gymnastics
- play football
- go swimming
- play tennis
- play volleyball
- play basketball



### 2 Read

**A. Listen to the dialogue. Then read it out in groups.**

**Liv** I'm bored.  
**Stu** I've got an idea. Let's play basketball.  
**Liv** Oh, no, not basketball!  
**Bill** What's wrong, Liv?  
**Amy** Liv doesn't like basketball at all.  
**Stu** Really? Do you like volleyball or other team sports?  
**Liv** No, I don't. I don't like sports very much. I think they're boring.  
**Bill** I think sports are fun and exciting!  
**Stu** Yeah! I love sports too. What about you, Amy?  
**Amy** I like tennis and I'm a great player.  
**Bill** Tennis is OK but table tennis is great fun! Come on, let's play.  
**Liv** No way! I hate table tennis.  
**Amy** Come on, Liv, please!

*An hour later...*

**Stu** Let's stop! I'm tired.  
**Bill** Me too.  
**Liv** What? Don't be silly! This is great fun!  
**Stu** Oh, be quiet, Liv!  
**Amy** Ha, ha, ha!



### 3 Grammar

#### Present Simple (negative - questions)

NEGATIVE	QUESTIONS	SHORT ANSWERS	
I don't (=do not) play You	Do I play? Do you play?	Yes, I do. Yes, you do.	No, I don't. No, you don't.
He doesn't (=does not) play She It	Does he play? Does she play? Does it play?	Yes, he does. Yes, she does. Yes, it does.	No, he doesn't. No, she doesn't. No, it doesn't.
We don't (=do not) play You They	Do we play? Do you play? Do they play?	Yes, we do. Yes, you do. Yes, they do.	No, we don't. No, you don't. No, they don't.

Complete the sentences with **do**, **does**, **don't** or **doesn't**.

1.  
**A:** **Do** \_\_\_\_\_ you like football?  
**B:** Yes, I \_\_\_\_\_. I think it's a great sport.  
**A:** \_\_\_\_\_ your brother like football too?  
**B:** No, he \_\_\_\_\_. He \_\_\_\_\_ like football at all. He likes athletics.

2.  
**A:** \_\_\_\_\_ you and your friends play volleyball every day?  
**B:** No, we \_\_\_\_\_. We play on Mondays, Wednesdays and Fridays after school.  
**A:** What about at the weekend?  
**B:** We \_\_\_\_\_ play volleyball at the weekend. My friends go swimming.  
**A:** What about you?  
**B:** I \_\_\_\_\_ like swimming.



B. Read again and circle the correct words.

- Liv **likes** / hates basketball.
- Bill thinks sports are **exciting** / boring.
- Amy's favourite sport is **tennis** / table tennis.
- Stu and Bill** / **Stu and Liv** are tired.
- Liv **likes** / **doesn't like** table tennis in the end.

### 4 Listen

Listen to three short dialogues and circle the correct words.

#### Dialogue 1

Pam thinks tennis is **fun** / boring.

#### Dialogue 2

Daniel does gymnastics **on weekdays** / **at the weekend**.

#### Dialogue 3

Ken and Scott **like** / **don't like** football.

### 5 Speak

A. Do you like these sports? How much? Draw a face next to each one.

😊 Yes, very much!    😐 It's OK.    ☹ No!

gymnastics    😊    football    😊  
athletics    😐    tennis    😐  
basketball    😐    table tennis    😊  
volleyball    😐    swimming    😐

B. Now talk in pairs.

- Do you like...?

- Yes, I do. I think it's fun. /

- No, I don't. I think it's boring. What about you?


- I like... very much. / It's OK. / I don't like... at all.





**1 Vocabulary**

Listen and repeat.



talk on the phone



surf the Net



hang out with friends



read magazines



go shopping



watch DVDs



listen to music



go to the cinema



play chess

**2 Read**

A. Danylo has answered the questions about free time. Look at his answers and complete the paragraph.

SURVEY: **Free time**

NAME: Danylo

14

- What time do you get home from school?  
After 3 o'clock  After 5 o'clock
- Have you got a lot of free time?  
Yes  No
- When do you hang out with your friends?  
On weekdays  At the weekend
- What do you do with your friends in your free time?  
At home:  
play board games  watch DVDs  listen to music   
play computer games  surf the Net   
OTHER: do homework
- Outdoors:  
play sports  go shopping  go to the cinema   
hang out at the park   
OTHER: go skateboarding
- What time do you go to bed?  
On weekdays:  
Before 10 o'clock  After 10 o'clock   
On Saturdays:  
Before 10 o'clock  After 10 o'clock

Danylo is (1) 14 years old. He gets home at (2) \_\_\_\_\_ o'clock on weekdays, so he's got a lot of (3) \_\_\_\_\_. He hangs out with (4) \_\_\_\_\_ both on weekdays and at the weekend. When they're at home, they watch (5) \_\_\_\_\_ or they do their (6) \_\_\_\_\_ together. They also play (7) \_\_\_\_\_ and (8) \_\_\_\_\_ the Net. When they go out, they hang out at the (9) \_\_\_\_\_, play sports or go (10) \_\_\_\_\_. Danylo goes to bed early (11) \_\_\_\_\_, before 10 o'clock, but at the weekend, he goes to bed late, (12) \_\_\_\_\_.

B. Use the questions from Activity 2A to interview your partner.



### 3 Grammar

#### Present Simple with Wh-questions

**A:** What time do you have dinner?  
**B:** At 6 p.m.

**A:** When do you go to the cinema?  
**B:** At the weekend.

Circle the correct words.

- A:** When / What do you do in your free time?  
**B:** I read magazines.
- A:** When / What time does Brenda listen to music?  
**B:** In the evenings.
- A:** What time you get / do you get up in the morning?  
**B:** At 8 o'clock.
- A:** What sports Ben plays / does Ben play?  
**B:** Volleyball and tennis.

### 4 Speak

A. Talk in pairs.

**Student A:** Complete the table with your personal information. Write what free-time activities you do every day. Then answer Student B's questions.

Monday	
Tuesday	
Wednesday	
Thursday	
Friday	
Saturday	
Sunday	

**Student B:** Ask Student A questions about different free-time activities, as in the example.

- Do you read magazines in your free time?  
- Yes, I do. / No, I don't.
- When do you read magazines?  
- On Saturdays and Sundays.



**TIP!** When you speak, try to use vocabulary you've learnt in the module.

B. Tell the class your partner's answers.

*Tania reads magazines in her free time.  
She reads magazines on Saturdays and Sundays.*



### 5 Write

Write four sentences about what you do/don't do in your free time.





1 Vocabulary

Match the pictures with the household chores. Then listen and check your answers.



1



2



3



4



5



6



7



8

do the washing

clean the windows

tidy my room

take the dog for a walk

wash the car

hoover

do the washing-up

take out the rubbish

2 Read

A. Look at the pictures. Who do you think helps out at home? Listen, read and check your answers.

# HOUSEWORK CRAZY



**Angelo Gibson** always helps out at home. He helps with the washing, takes out the rubbish and tidies his room every day. And guess what! He likes it! 'I don't mind housework. It's great fun! My favourite chore is cleaning the windows. I clean the windows in our flat every week,' he says. His friends think he's crazy but his mum doesn't. 'Angelo is a real angel,' she says.

**Megan Roberts** plays computer games, reads magazines, watches TV and does her homework every day. But she doesn't want to do housework. 'My room is often a mess but I like it. Anyway, I'm usually very busy. I haven't got time for chores,' she says. But her mum doesn't believe her. 'She's just lazy. You see, we live in a big house and we've got a lot of housework,' Megan's mum says. They argue about housework every day and in the end, they always do it together.



### 3 Grammar

#### Adverbs of frequency



#### Adverbs of frequency

- go before the main verb:  
Kevin **never** does the washing-up.  
I don't **usually** take the dog for a walk.  
Do you **often** clean the windows?
- go after the verb **be**:  
Jason is **often** late for school.

Write the sentences using the adverbs of frequency in brackets.

- I am late for school. (never).  
*I am **never** late for school.*
- Jane helps her mum with the housework. (sometimes)
- Greg doesn't go to bed late. (often)
- Do you get up at six o'clock? (always)
- My sister has a shower in the mornings. (never)
- I'm tired after school. (usually)

### 4 Listen

Listen to three people talking and tick (✓) the chores they do.

	do the washing-up	tidy the house	hoover	cook	clean the windows	take the dog for a walk
MARK	✓					
JULIE						
KELLY						

# OR JUST LAZY?



### 5 Speak

Talk in pairs about the chores you do at home.

- Do you usually do the washing-up at home?
- No, I don't. But I sometimes clean the windows. What about you?



### 6 Write

Write four sentences about what you *always, usually, often, sometimes, never* do at home.

*I usually tidy my room. I never...*

B. Read again and answer the questions.

- Who thinks housework is fun?
- What does Angelo do every day?
- What does Megan do every day?
- What do Angelo's friends think of Angelo?
- What does Megan's mum think of Megan?
- Who lives in a flat?
- What is Megan's room usually like?
- Who doesn't do housework alone?

1

Vocabulary

Listen and repeat. Have you got any hobbies?



jewellery



paper flowers



rollerblading



fishing



model planes



comics



stamps



coins



arts and crafts



ballet

make

go

collect

do

2

Listen

Listen to two friends talking about their hobbies and write T for True or F for False.

- 1. Harry collects coins.
- 2. Karen makes paper flowers.
- 3. Karen and her grandmother play chess together.
- 4. Harry's favourite hobby is rollerblading.
- 5. Karen thinks rollerblading is fun.



### 3 Speak & Write

A. Read about Emma's favourite day of the week and complete the table below.

My favourite day of the week is Saturday. In the morning, I get up early, at about 8:00 and have my breakfast. Then I go to the shops and buy comics. You see, I collect comics and I've got about 200! In the afternoon, I usually play computer games with my friends and then I sometimes go rollerblading with my cousins. In the evening, my family and I often go to the cinema or we stay at home and watch a DVD. Saturdays are great!



WHEN?	WHAT?	WHO WITH?
	buy comics	<del>with her</del>
in the afternoon	and	with her
		with her
	or	with her

B. Complete the table below about your favourite day of the week. Then talk in pairs.

WHEN?	WHAT?	WHO WITH?

- What's your favourite day of the week?  
- .....
- What do you do in the morning?  
- .....
- What do you do in the afternoon?  
- .....
- What do you do in the evening?  
- .....

C. Read and make sentences by putting the words in the correct order.

#### Word order

► In English, we always put the subject of a sentence before the verb.

#### subject + verb

I collect stamps.  
Ray doesn't play football.

1. goes / Saturdays / Ruth / on / rollerblading
2. don't / I / make / planes / model
3. does / Sheila / crafts / arts / and
4. sister / play / games / doesn't / my / computer
5. mum / gets / my / 4:30 / home / at

D. Write a paragraph about your favourite day of the week. Use the information from activity B.

My favourite day of the week is...  
In the morning,....  
In the afternoon,....  
In the evening,....



Remember to check the word order in your writing (subject + verb + adverbs of frequency).

## Vocabulary

### A. Match.

- |            |                     |
|------------|---------------------|
| 1. do      | a. chess            |
| 2. surf    | b. the washing-up   |
| 3. get     | c. lunch            |
| 4. talk    | d. the Net          |
| 5. have    | e. dressed          |
| 6. collect | f. an art gallery   |
| 7. hang    | g. out with friends |
| 8. visit   | h. on the phone     |
| 9. play    | i. comics           |
| 10. take   | j. out the rubbish  |

Score: / 10

### B. Circle the correct words.

- My brother **goes / takes** the dog for a walk every day.
- Lucy doesn't help at home. She's **lazy / late**.
- I've got an idea! Let's **go / do** fishing.
- Simon never **washes / brushes** his teeth after lunch.
- Volodymyr loves sports. On Mondays and Wednesdays he **does / plays** football and at the weekend he goes **swimming / gymnastics**.
- This book is **boring / exciting**. I don't like it.

Score: / 7

## Grammar

### C. Complete the sentences with *in, on* or *at*.

- Liz gets up \_\_\_\_\_ six o'clock every day.
- Alice often goes out \_\_\_\_\_ the evenings.
- I never read books \_\_\_\_\_ my free time.
- My mother usually goes shopping \_\_\_\_\_ Saturday mornings.
- We always tidy our room \_\_\_\_\_ the weekend.
- Jack sometimes goes to the cinema \_\_\_\_\_ Sundays.

Score: / 6

### D. Complete with the Present Simple of the verbs in brackets.

- My sister usually \_\_\_\_\_ (study) after dinner.
- Every afternoon Ted \_\_\_\_\_ (go) rollerblading.
- My friends \_\_\_\_\_ (listen) to hip hop.
- I often \_\_\_\_\_ (get) up late on Saturdays.
- Zoia \_\_\_\_\_ (stay) at home on Fridays and \_\_\_\_\_ (watch) TV.

Score: / 6

### E. Circle the correct words.

- A:** Do you / You do want to play tennis?  
**B:** Sorry. I **doesn't / don't** like sports.
- A:** What time / When do you wash the car?  
**B:** At the weekend.
- A:** Does / Do your brother help with the housework?  
**B:** Yes, he **does / doesn't**. But he **often / never** tidies his room. It's a mess.
- A:** What time do you have lunch?  
**B:** I **always have / have always** lunch at 12:30.
- A:** Does Fred **ride / rides** his bike in the afternoons?  
**B:** Yes, sometimes.

Score: / 8

## Communication

### F. Complete the dialogue with the sentences a-d.

- What's wrong?
- Me too.
- Well, guess what!
- Don't be silly.

**A:** Hey, Freddie. You like computer games, right?

**B:** Yeah.

**A:** (1) \_\_\_\_\_

**B:** What? Have you got a new game console?

**A:** (2) \_\_\_\_\_

**B:** What then?

**A:** I've got a new basketball game. Do you want to play later?

**B:** No thanks.

**A:** What? (3) \_\_\_\_\_

**B:** I don't like basketball very much.

**A:** I've got a great football game too.

**B:** Oh, I love football.

**A:** (4) \_\_\_\_\_

Score: / 8

TOTAL SCORE: / 45

### Now I can...


- talk about free-time, daily and housework activities
- say how often I do things
- say what sports I like/dislike
- use the Present Simple
- use *in/on/at* to speak about time
- talk and write about my favourite day of the week





# 4

# Where I live



### Discuss:

- ▶ Do you live in a village, a town or in a city?
- ▶ What's it like?
- ▶ What is your house/flat like?

### In this module you will learn...

- ▶ to talk about the rooms in a house/flat
- ▶ to describe your bedroom
- ▶ to ask if you can do something and to ask for something
- ▶ to understand signs and notes
- ▶ to talk about rules
- ▶ to write about your house/flat

Where can you find these pictures in this module?  
Go through the module and find them.



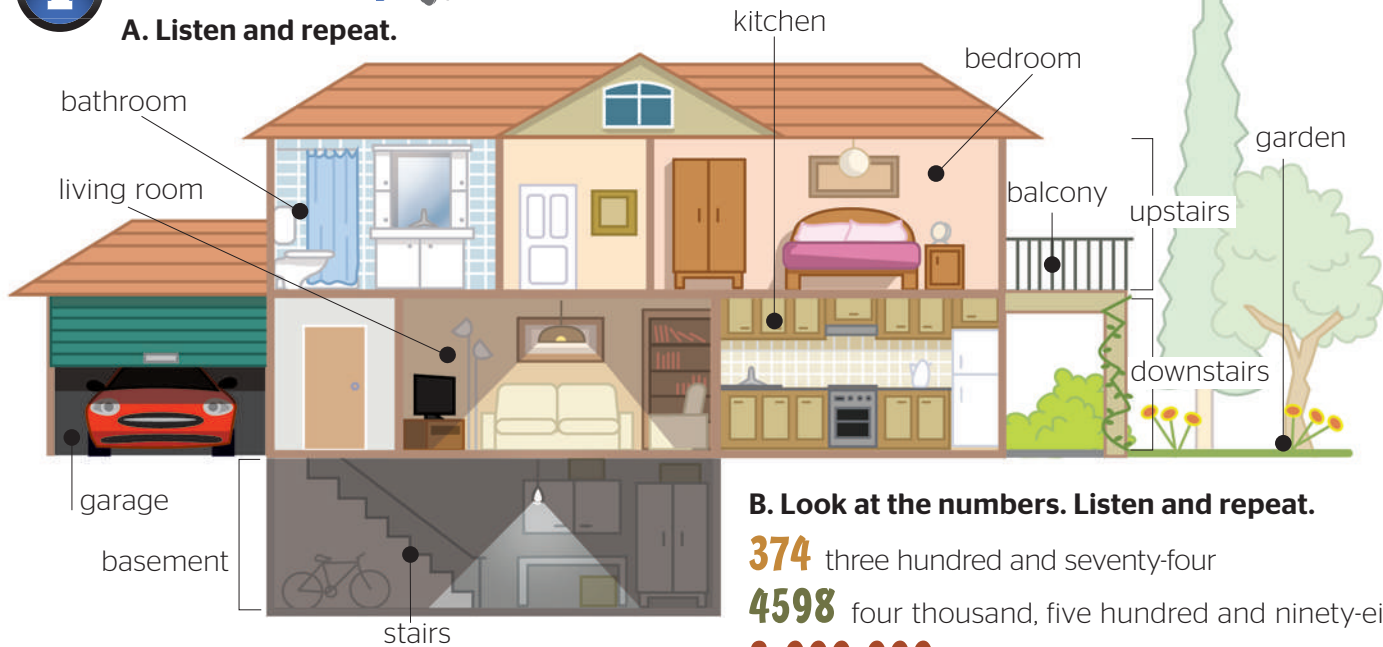




1

## Vocabulary

A. Listen and repeat.



B. Look at the numbers. Listen and repeat.

374 three hundred and seventy-four

4598 four thousand, five hundred and ninety-eight

2,000,000 two million

2

## Read

A. Look at the pictures. What do you know about these places? Listen, read and check your answers.

# What a House!



**The White House** in the USA is a big building with six floors - 2 floors for offices and visitors, 2 floors for the President and his family and 2 basements. There are 132 rooms, 35 bathrooms and three lifts. There is also a swimming pool, a gym and a cinema.

## The House with Chimeras

in Kyiv, Ukraine, is a beautiful building. It has got amazing sculptures of different animals. That's why it's a very popular place for people to visit. It has also got a fantastic garden with lots of plants, fountains and a lake.



## Windsor Castle

is in the UK and it is one of the homes of Queen Elizabeth II. The castle is over 900 years old. There are 1000 rooms in the castle and it's also got a lot of beautiful gardens all around. About 600,000 people visit Windsor Castle every year.



## Istana Nurul Iman

in Brunei is the home of the Sultan of Brunei. There are 1788 rooms in the palace and 257 bathrooms. There are 5 swimming pools and there is a garage for 110 cars.





**B. Read again and answer the questions.**

- Where is the White House?
- How many floors can visitors visit in the White House?
- Why is the House with Chimeras popular?
- What has the garden of the House with Chimeras got?
- Who lives in Windsor Castle?
- How many rooms are there in Windsor Castle?
- What is Istana Nurul Iman?
- Are there over 200 bathrooms in Istana Nurul Iman?

**3 Grammar**

**There is / There are**

AFFIRMATIVE	NEGATIVE	QUESTIONS	SHORT ANSWERS
There's a bathroom downstairs.	There isn't a bathroom downstairs.	Is there a bathroom downstairs?	Yes, there is. / No, there isn't.
There are two bathrooms downstairs.	There aren't two bathrooms downstairs.	Are there two bathrooms downstairs?	Yes, there are. / No, there aren't.

**Complete with the correct form of *there is / there are*.**

- Look! **There are** three cats in the garden.
- A:** \_\_\_\_\_ a castle in this city?  
**B:** Yes, of course. \_\_\_\_\_ three castles.
- A:** \_\_\_\_\_ two bedrooms in your flat?  
**B:** No, \_\_\_\_\_.
- A:** \_\_\_\_\_ a green jacket in the wardrobe but \_\_\_\_\_ a blue jacket. Where's your blue jacket?  
**B:** I don't know.

**4 Speak**

**GAME: Spot the differences.**  
Talk in pairs. Look at the two houses and find the differences.

*- In house A, there are two bedrooms.  
- But in house B there is one bedroom.*



**5 Write**

Choose one of the pictures above and describe it.

*In house A, there are two bedrooms. There is a...*



### 1 Vocabulary

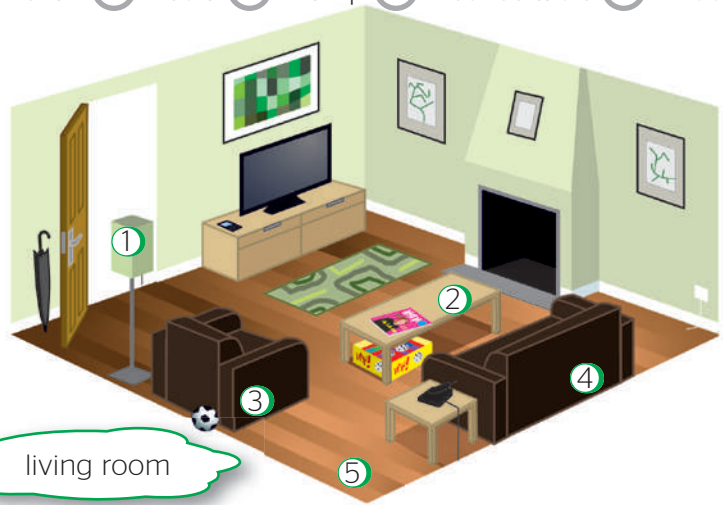
Match the words with the items in the pictures. Then listen and check your answers.

- bed  rug  wall  poster  bookcase



bedroom

- armchair  sofa  lamp  coffee table  floor



living room

- washing machine  fridge  cooker  table




kitchen

**TIP!** Draw or stick pictures in your notebook to help you learn new vocabulary.

### 2 Grammar

#### Prepositions of place




Look at the pictures in activity 1 and circle the correct words.

- The orange lamp is **in front of** / **between** the bed and the desk.
- The umbrella is **behind** / **between** the door.
- There is a magazine **on** / **next to** the coffee table.
- The dog is **on** / **under** the kitchen table.
- There is an orange **in** / **on** the fridge.
- There is a clock **next to** / **on** the fridge.
- The clothes are **in front of** / **behind** the washing machine.



### 3 Read

A. Look at the picture. What is Liv looking for? Listen to the dialogue and find out. Then read it out in groups.



**Liv** Hello?  
**Amy** Hi, Liv.  
**Liv** Hi. What's up?  
**Amy** I can't find my MP4 player. Maybe it's at your place. Can you look for it, please?  
**Liv** OK... Well, it isn't on my desk...  
**Amy** What about the armchair next to your bed? I usually sit there.  
**Liv** No, it's not there. And it isn't under my bed. Erm... maybe it's in your jacket pocket.  
**Amy** My red jacket? Is it there?  
**Liv** Yeah.  
**Amy** Look in my pocket then.

**Liv** OK, OK.  
**Amy** Well? Is it in my jacket?  
**Liv** No, it isn't. Don't get upset, Amy.  
**Amy** But where is it then?  
**Keith** Where's what, sis?  
**Amy** My MP4 player.  
**Keith** Amy, look on the floor. There's a book, right?  
**Amy** Yeah, so?  
**Keith** Well, your MP4 player is under the book.  
**Amy** Sorry Liv, it's here after all.  
**Liv** Oh, Amy...



### B. Read again and write T for True or F for False.

1. Liv's got an armchair next to her bed.
2. Amy usually sits on Liv's bed.
3. Amy's jacket is at Liv's house.
4. The MP4 player isn't in Amy's jacket.
5. Keith is Amy's brother.
6. The MP4 player is at Liv's house.

### 4 Grammar

a / an, the

There is **a** lamp on the coffee table.  
**The** lamp is blue.

Complete the sentences with **a**, **an** or **the**.

1. There is an armchair in our living room. \_\_\_\_\_ armchair is next to \_\_\_\_\_ sofa.
2. **A:** Is there \_\_\_\_\_ washing machine in \_\_\_\_\_ kitchen?  
**B:** No. \_\_\_\_\_ washing machine is in \_\_\_\_\_ basement.
3. My sister is crazy about clocks. She's got \_\_\_\_\_ red clock on her desk, \_\_\_\_\_ orange clock next to her bed and \_\_\_\_\_ yellow clock on her bedroom wall. \_\_\_\_\_ red clock is her favourite.

### 5 Speak

Talk in pairs. Ask each other about the furniture and things you've got in your bedroom.

rug

lamp

poster

bookcase

armchair

desk

clock

- **Have you got a desk in your bedroom?**  
 - **Yes, I have.**  
 - **Where is it?**  
 - **It's next to my bookcase.**

### 6 Write

Write a few sentences about the furniture and things you have got in your bedroom.

*In my bedroom I've got....*




## 1 Vocabulary

Listen and number (1-10).



post office



supermarket



bank



hospital




newsagent's



café



bookshop



skatepark



library



shopping centre

## 2 Read

A. Listen to the dialogue. Then read it out in groups.



**Mum** Liz! Can you do me a favour?

**Liz** Sure, what?

**Mum** Can you take these books to the library for me? I'm busy.

**Liz** OK, give them to me.



*Later...*

**Liz** Hello?

**Mum** Liz, can you go to the newsagent's and buy a newspaper?

**Liz** The newsagent's? Where is it? Is it far?

**Mum** No, it's near the skatepark.

**Liz** Oh, yeah, I remember now. OK, Mum but can I go to the skatepark? I want to go skateboarding with my friends.

**Mum** Sure. I don't need the newspaper now.



*A bit later...*

**Liz** Hello again, Mum.

**Mum** Sorry, Liz. Can you do me another favour? Your dad needs a toothbrush. Can you go to the supermarket and get him a new toothbrush?

**Liz** OK, Mum.

**Mum** Thanks a lot.



### 3 Grammar

#### Personal Pronouns

SUBJECT PRONOUNS	OBJECT PRONOUNS
I	me
you	you
he	him
she	her
it	it
we	us
you	you
they	them

A: Who's Roger?

B: He's my cousin. Do you remember **him**?

#### Complete using personal pronouns.

- Look at that T-shirt. **It** is very nice. I want to buy \_\_\_\_\_.
- A: Where are Jenny and Greg?  
B: \_\_\_\_\_ 're over there. Can you see \_\_\_\_\_?
- A: Maria's on the phone. \_\_\_\_\_ wants to talk to \_\_\_\_\_.  
B: OK. Give me the phone.
- Harry is a nice person. Do you like \_\_\_\_\_?
- Give \_\_\_\_\_ that newspaper. I want to read \_\_\_\_\_.

#### The verb can (permission - requests)

- A: Can I use your mobile?
- B:
- Yes, you can.
  - Of course you can.
  - Sure, no problem.
  - No, you can't.
  - I'm sorry, you can't.
  - I'm afraid not.
  - I don't think that's a good idea.



Even later...

Liz Excuse me.

Man Yes? Can I help you?

Liz Can I come in?

Man I'm afraid not. We're closed.

#### B. Read again and match to make true sentences.

Liz

wants a new toothbrush.

wants to go to the skatepark.

Liz's mum

can't go skateboarding in the end.

can't take the books to the library.

Liz's dad

wants a newspaper from the newsagent's.

### 4 Speak

Talk in pairs. Take turns to ask for permission or make requests and answer. Use the prompts below and your own ideas.

- ▶ go / supermarket, bookshop, library, etc.
- ▶ use / computer, mobile, pen, etc.
- ▶ give me / pencil, book, MP4 player, etc.

- I need a book. Can you go to the library?  
- I'm afraid not. I'm tired.



**TIP!**

Don't forget to look at the examples and to use the prompts given.

### 5 Listen


Listen and write T for True or F for False.

- The boys can't play football in the park.
- Sally wants to go to the bookshop.
- Rex can sit on the sofa.
- The man can make dinner tonight.



### 1 Read

Read the texts 1-7 and match them with the sentences a-k.



**NOTE: Prepositions with and without**

- We use **with + noun**.  
*I always go to the sports centre **with my friends**.*
- We use **without + noun** or **without + -ing form**.  
You can't play volleyball **without knee pads** at the sports centre.  
You can't play volleyball **without wearing** knee pads at the sports centre.

- a. You mustn't use your mobile phone.
- b. You mustn't eat or drink.
- c. You must call a friend.
- d. You must buy a ticket here.
- e. You mustn't touch the paintings.
- f. You must wear a helmet.
- g. You mustn't bring animals.
- h. You mustn't climb the fences.
- i. You must leave at six o'clock.
- j. You mustn't feed the animals.
- k. You mustn't run.



## 2 Grammar

### The verb *must*

AFFIRMATIVE	NEGATIVE
I	I
You	You
He	He
She must go	She mustn't (must not) go
It	It
We	We
You	You
They	They

QUESTIONS	SHORT ANSWERS	
I	I	I
you	you	you
he	he	he
Must she go?	Yes, she must.	No, she mustn't.
it	it	it
we	we	we
you	you	you
they	they	they

#### Complete with *must* or *mustn't*.

- A:** Excuse me, you \_\_\_\_\_ eat or drink in the hospital.  
**B:** Sorry.
- You \_\_\_\_\_ talk in class. You \_\_\_\_\_ listen to your teacher.
- A:** \_\_\_\_\_ I tidy my room now?  
**B:** Yes, it's a mess!
- You \_\_\_\_\_ turn off the TV before you leave.
- Don't use your camera. You \_\_\_\_\_ take pictures in the art gallery.

## 3 Vocabulary

Complete the sentences with the words in the box.

wear zoo tickets feed begin knee pads

- The children love animals. Let's take them to the \_\_\_\_\_.
- Excuse me, what time does the film \_\_\_\_\_?
- Jack, I'm busy. Can you please \_\_\_\_\_ the dog?
- A:** Where are the \_\_\_\_\_ for the basketball game?  
**B:** I think they're on the kitchen table.
- I don't \_\_\_\_\_ skirts. I don't like them.
- Maria wants to go rollerblading but she hasn't got \_\_\_\_\_.

## 4 Pronunciation

**A. Listen and repeat. Which letters are silent?**

mustn't climb

**B. Read the words and underline the silent letters. Then listen and check your answers.**

know castle tonight talk

listen eight design knee

## 5 Listen

Listen and match. Where are the people?

**TIP!** Listen for key words to understand the main ideas.



a



b



c



d

Dialogue 1



Dialogue 3



Dialogue 2



Dialogue 4



## 6 Write

Think of a place (e.g. a museum, your classroom) and write three sentences about what you must and mustn't do there.



### 1 Vocabulary

Listen and repeat.




- 21st twenty-first
- 20th twentieth
- 19th nineteenth
- 18th eighteenth
- 17th seventeenth
- 16th sixteenth
- 15th fifteenth
- 14th fourteenth
- 13th thirteenth
- 12th twelfth
- 11th eleventh
- 10th tenth
- 9th ninth
- 8th eighth
- 7th seventh
- 6th sixth
- 5th fifth
- 4th fourth
- 3rd third
- 2nd second
- 1st first
- ground floor


### 2 Listen

Listen to Tina talking about her new flat and answer the questions. Choose picture a or b.


1. What floor does Tina live on?



2. What can Tina see from her bedroom window?



3. Where is Tina's bedroom?





# 3 Speak & Write

## A. Read the description below and complete the notes.

I live at 33 Plough Road with my parents, my sister and our five parrots. Our flat is on the third floor and it is quite big. There are three bedrooms, a kitchen, a living room and a bathroom. The flat has also got a big balcony. The view from the balcony is fantastic! My favourite room is the living room. In the living room there's a sofa, two armchairs, a TV and a big cage for our parrots. When we sit and watch TV, it's like we're at the zoo! Our parrots are very noisy but I love them.



Address

House or flat?  Floor?

Big or small?

Number of bedrooms?  Number of bathrooms?

Balcony? yes  no

Favourite room?  What's in it?

## B. Complete the notes below about your house/flat. Then talk in pairs.

Address

House or flat?  Floor?

Big or small?

Number of bedrooms?  Number of bathrooms?

Garden? yes  no  Balcony? yes  no

Favourite room?  What's in it?

## C. Read and use the prompts to make sentences.

### Description of a house/flat

When writing a description of a house/flat, don't forget to use:

▶ **there is/there are** and **have got/has got**.

In my flat **there are** two bathrooms.

My flat **has got** two bathrooms.

▶ **commas** and **and** to list things.

In my bedroom there's a bed, a bookcase **and** a TV.

- my house: two bedrooms / small living room / kitchen / bathroom  
In my house \_\_\_\_\_  
My house \_\_\_\_\_
- my bedroom: bed / desk / bookcase  
In my bedroom \_\_\_\_\_  
My bedroom \_\_\_\_\_

- Where do you live?  
- I live at... (number+Street/Road).
- Do you live in a house or flat?  
- I live in a...
- What floor is your flat on?  
- It's on the...
- Is your house/flat big or small?  
- .....
- How many bedrooms/bathrooms are there?  
- There are....
- Have you got a garden/balcony?  
- .....
- What's your favourite room?  
- .....
- What's in it?  
- .....



## D. Write a description of your house/flat. Use the information from activity B.

I live at...

**TIP!** Remember to use prepositions of place (in, on, under, next to, etc.)

## Vocabulary

### A. Complete the table.

62nd	<i>sixty-second</i>
	fifty-first
3,000,000	
11th	
	six hundred and eighty-two
43rd	
9175	

Score: / 6

### B. Circle the correct words.

- There are 900 rooms in the **flat / palace**.
- The skatepark is **far / popular** from my house.
- The bikes are **upstairs / downstairs** in the basement.
- There's a new **rug / wall** in my bedroom.
- There's usually a sofa or an armchair in every **bathroom / living room**.
- Peter lives **on / at** the first floor.

Score: / 6

## Grammar

### C. Complete with *a, an* or *the*.

- There's \_\_\_ bathroom upstairs. \_\_\_ bathroom is next to my bedroom.
- In \_\_\_ living room there's \_\_\_ orange lamp. \_\_\_ lamp is very old.
- The new shopping centre has got three restaurants and \_\_\_ big cinema.

Score: / 6

### D. Complete with the correct form of *there is / there are*.

- A:** \_\_\_\_\_ a newsagent's near your house?

**B:** No, but \_\_\_\_\_ a supermarket and a bookshop.
- A:** How many bedrooms \_\_\_\_\_ in your new house?

**B:** Five. My house is very big.

**A:** Really? \_\_\_\_\_ five bathrooms too?

**B:** No, \_\_\_\_\_ silly. \_\_\_\_\_ two bathrooms.

Score: / 6

### E. Choose the correct words.

- I've got a new poster **in / on** my room.
- My sister's bedroom is **between / next to** my parents' bedroom and the bathroom.
- Your sunglasses are **on / in** the floor.
- Vitalii's shoes are **under / behind** the door.

Score: / 4

### F. Complete using personal pronouns.

- \_\_\_\_\_ can't find my pencil. Give \_\_\_\_\_ your pencil, please.
- That girl can't climb the fence. Let's help \_\_\_\_\_.
- Look at that poster. \_\_\_\_\_ is very nice. Let's buy \_\_\_\_\_.
- A:** Look. Those are Maksym's sisters.  
**B:** Where?  
**A:** \_\_\_\_\_'re next to him. Can you see \_\_\_\_\_, now?

Score: / 7

### G. Complete with *must* or *mustn't*.

- You \_\_\_\_\_ use your mobile phone in class.
- It's late. You \_\_\_\_\_ go home now.
- You \_\_\_\_\_ turn off your mobile phone at the theatre.

Score: / 3

## Communication

### H. Complete the dialogues with the sentences a-f.

- |                            |                    |
|----------------------------|--------------------|
| a. Can I help you?         | d. Excuse me.      |
| b. Thanks a lot.           | e. What's up?      |
| c. Can you do me a favour? | f. I'm afraid not. |

- A:** (1) \_\_\_\_\_

**B:** Yes? (2) \_\_\_\_\_

**A:** Yes, please. Can I take pictures in the art gallery?

**B:** (3) \_\_\_\_\_
- A:** Hey, Meg. (4) \_\_\_\_\_

**B:** I can't do my maths homework. (5) \_\_\_\_\_

**A:** Sure, what?

**B:** Can you help me?

**A:** Of course.

**B:** (6) \_\_\_\_\_

Score: / 12

TOTAL SCORE: / 50

### Now I can...

- talk about the rooms in my house/flat
- describe my bedroom
- ask if I can do something and ask for something
- understand signs and notes
- talk about rules
- write about my house/flat



A. Look at the pictures. What can you guess about Emma's life? Listen, read and check your answers. 

# Emma Lewis

## The life of a typical British teenager



### Dinner

is usually at seven, and we eat a lot of different kinds of food like Indian, Chinese, Italian. I like fish and chips, too, but we don't often have that.

### At the weekend...

On Saturdays, I go shopping with my mates or I go to a football match with my brother. He's a big Chelsea fan.

### On Saturday nights,

I usually go to a friend's house or my mates and I sometimes go to a concert. Coldplay are my favourite band at the moment, but I like the Imagine Dragons too.



### Glossary

**telly** = TV

**Eastenders** = popular TV soap opera

**mate** = friend

**nan** = grandmother

**Sunday dinner** = lunch on Sunday

### Project

#### Write a blog!

Write a short blog about what life is like for teenagers in Ukraine. Talk about what they do during the week and what they do at weekends.




### On weekdays...

I go to school from nine till three, and in the evenings, I hang out with friends or watch **telly**.

### Eastenders

is a famous TV programme. I don't like it very much but my **mates** talk about it all the time at school, so I must watch it.




### On Sundays,

I usually stay at home. My **nan** usually visits us, and we have **Sunday dinner** together as a family. On Sunday evening, I do my homework and get ready for school on Monday.

### B. Read again and answer the questions.

1. What time does Emma go to school?
2. What does Emma watch on the telly?
3. Where does Emma go with her brother?
4. What is Emma's favourite band?
5. Who usually has lunch with Emma's family on Sundays?
6. What does Emma do on Sunday evenings?

# SONGS

Read the song and circle the correct words.  
Then listen and check your answers. 

## My space

Yeah, yeah, yeah,  
It's my space  
Yeah, yeah, yeah,  
It's my place

My place, my space  
I surf the Net and read (1) **magazines / books**  
My place, my space  
It's my space, do you know what I mean?

My place, my space  
OK, there's (2) **always / usually** a big mess  
My place, my space  
But I (3) **love / hate** it that way, oh yes!

My place, my space  
(4) **Hip hop / Pop** star posters all over the wall  
My place, my space  
Clothes on the (5) **bed / floor** but that's not all

My place, my space  
You can find it (6) **upstairs / downstairs**  
My place, my space  
My friends and I (7) **go / hang** out there

Yeah, yeah, yeah,  
It's my space  
Yeah, yeah, yeah,  
It's my place





# 5

## Nice and tasty



### Discuss:

- ▶ What's your favourite food?
- ▶ Do you like going to restaurants?
- ▶ Where do you like eating?

### In this module you will learn...

- ▶ to talk and write about food
- ▶ to order food
- ▶ to offer something
- ▶ to say yes or no to an offer
- ▶ to ask and answer how much there is or how many there are of something
- ▶ to write about your meals

Where can you find these pictures in this module?  
Go through the module and find them.






**TIP!** Put words in groups to learn new vocabulary.

**1 Vocabulary**

Look and write the words in the correct group. Then listen and check your answers.



Fruit	Vegetables	Meat	Dairy Products
strawberries	peppers	chicken	cheese



**2 Read**

**A. Listen to the dialogue. Then read it out in pairs.**

**Dale** I'm hungry. Let's make a pizza with some chicken sausages and cheese.  
**Mona** That's not healthy. Let's make my famous fruit salad.  
**Dale** Fruit salad? Yuck!  
**Mona** No, no, you must try it.  
**Dale** OK, have we got everything?  
**Mona** I think so. We've got some bananas and an apple. There are also some cherries and strawberries in the fridge.  
**Dale** I don't like apples very much.  
**Mona** Oh OK. Do you like oranges?  
**Dale** Yeah.  
**Mona** Great. Now, let's cut the fruit.



Five minutes later...

**Dale** What else do we need?  
**Mona** Some yoghurt. Here, put some on top of the fruit and it's ready! Have some.  
**Dale** Are you sure?  
**Mona** Yeah, trust me.  
**Dale** Yuck! It's horrible.  
**Mona** Let me try... Mmmm, yummy, it's quite tasty.  
**Dale** I don't think so. Can I make *my* fruit salad now? Some fruit and a lot of ice cream!

**B. Read again and answer the questions.**

1. What does Dale want to eat?
2. What do Mona and Dale put in the fruit salad?
3. What does Dale think of the fruit salad?
4. What does Mona think of the fruit salad?
5. What does Dale want to do in the end?





### 3 Grammar

#### Countable and uncountable nouns - a(n), some

	SINGULAR	PLURAL
COUNTABLE NOUNS	a tomato	(some) tomatoes
UNCOUNTABLE NOUNS	(some) cheese	×

There's **a** banana and **some** milk in the fridge.  
There are **some** cherries too.

#### Complete with **a, an** or **some**.

- A:** Let's buy \_\_\_\_\_ tomatoes and \_\_\_\_\_ peppers.  
**B:** OK. But we need \_\_\_\_\_ chicken and \_\_\_\_\_ cheese too.
- A:** I'm hungry.  
**B:** Here, have \_\_\_\_\_ yoghurt.
- A:** There's \_\_\_\_\_ orange and \_\_\_\_\_ cherries in the fridge.  
**B:** What about bananas?  
**A:** Um... there's \_\_\_\_\_ banana on the table.
- A:** I want \_\_\_\_\_ apple.  
**B:** I think there are \_\_\_\_\_ apples on the kitchen table.  
**A:** Thanks.

### 4 Speak

Talk in pairs. Look at the food in activity 1 and talk about what you like/don't like.

- Do you like cherries?
  - Yes, I like them very much. They're tasty. /
  - No, I don't like cherries at all. They're horrible. What about you?

### 5 Write

Write a few sentences about the food you like and don't like.

I like....  
I don't like....



1

**Vocabulary**

Listen and repeat. Then tick the food and drinks you usually order at a fast food restaurant.

**Foody's**

burger



club sandwich



pasta



chips



salad



milkshake



chocolate cake



soft drink

2

**Read**

A. Look at the picture. Who do you think is very hungry? Listen to the dialogue and find out. Then read it out in groups.





**Woman** Welcome to Foody's. Can I take your order?

**Liv** I'd like a cheeseburger and a salad, please.

**Woman** OK. Would you like a drink with that?

**Liv** Yes, I'd like a lemonade.

**Woman** Is that all?

**Amy** No. I want to order too. Can I have a burger, some chips and an orange juice?

**Woman** OK. Would you like some ketchup with your chips?

**Amy** No, thanks.

**Woman** And what about you?

**Bill** Well, I'd like three burgers, please.

**Woman** Sure. Would...?

**Bill** Oh... I'd like a salad and some chips too.

**Liv** Bill!

**Bill** What? I'm hungry!

**Woman** Is that all then?

**Bill** Erm... I'd like a milkshake... no, I'd like a lemonade. Actually, I'd like both. I'm very thirsty.

**Woman** That's...

**Bill** Oh, and have you got any strawberry ice cream?

**Woman** No, I'm afraid we haven't got any strawberry ice cream. But we've got chocolate and banana.

**Bill** Hmm... I'd like some banana ice cream for dessert, please.

**Woman** Sure.

### 3 Grammar

#### some - any

We use **some** (with uncountable and plural countable nouns):

- in affirmative sentences.  
*There is **some** ketchup in the fridge.*  
*There are **some** sandwiches on the table.*
- in questions when we offer or ask for something politely.  
*Would you like **some** ice cream?*  
*Can I have **some** chips, please?*

We use **any** (with uncountable and plural countable nouns):

- in questions.  
*Have you got **any** ice cream?*  
*Are there **any** soft drinks in the fridge?*
- in negative sentences.  
*There isn't **any** milk.*  
*There aren't **any** chicken sausages.*

#### Complete the dialogue with **some** or **any**.

**Waitress** Hello. What would you like?

**Woman** I'd like (1) \_\_\_\_\_ fish with chips, please.

**Waitress** I'm sorry but we haven't got (2) \_\_\_\_\_ fish.

**Woman** OK then. I'd like (3) \_\_\_\_\_ pasta.

**Waitress** Is that all?

**Woman** No, I'd like (4) \_\_\_\_\_ dessert too. Is there (5) \_\_\_\_\_ chocolate cake?

**Waitress** No, I'm afraid there isn't. Would you like (6) \_\_\_\_\_ carrot cake?

**Woman** Yes, thank you.

#### B. Read again and find the mistakes in the pictures.



### 4 Speak

**ROLE PLAY**  
Go to the Pair work activities section.




1 Vocabulary 

A. Listen and repeat.



B. Look at the pictures and name the items.



## 2 Read

Do the quiz and find out how healthy you are.

## QUIZ:

# Are you a healthy eater?

- How many meals do you have a day?
  - 3-4 small meals.
  - 2 meals.
  - I don't know. I eat all day.
- What kind of snacks do you eat when you're hungry?
  - Fruit.
  - A sandwich.
  - Chocolate bars or sweets.
- Do you eat fruit and vegetables?
  - Yes, every day.
  - Sometimes.
  - Fruit and vegetables? What are they?
- How much milk do you drink a day?
  - Over three glasses.
  - I just have some with my cereal.
  - I hate milk!
- How many soft drinks do you drink a day?
  - I only drink water.
  - Just one can.
  - 3-4 cans a day.
- Do you eat junk food?
  - Not very often.
  - 2-3 times a week.
  - Very often. It's so tasty!

LIFESTYLE | p. 25





### 3 Grammar

#### How much? / How many?

We use **How much** + uncountable nouns:

**A:** *How much lemonade have we got?*

**B:** *About two bottles.*

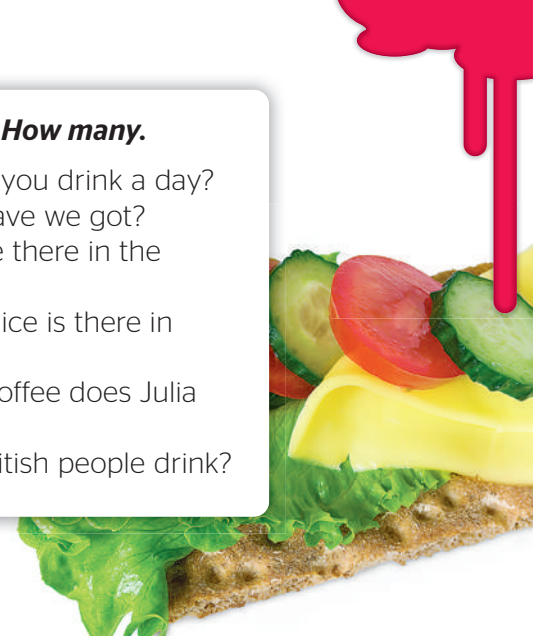
We use **How many** + countable nouns:

**A:** *How many apples do you eat a day?*

**B:** *Two.*

Complete with **How much** or **How many**.

- \_\_\_\_\_ water do you drink a day?
- \_\_\_\_\_ onions have we got?
- \_\_\_\_\_ chairs are there in the kitchen?
- \_\_\_\_\_ orange juice is there in the fridge?
- \_\_\_\_\_ cups of coffee does Julia drink every day?
- \_\_\_\_\_ tea do British people drink?



### 4 Listen


Listen to a boy and answer the questions.

- What does the boy have for breakfast at the weekend?
- What does the boy like - fruit or vegetables?
- How much water does the boy drink every day?
- How many chocolate bars does the boy eat every week?

### 5 Speak

**A.** Talk in groups of five. Use **How much / How many** to ask the members of your group questions about their eating habits and complete the table.

NAME	water	orange juice	carrots	tomatoes	apples



LIFESTYLE | p. 27

### YOUR SCORE

Mostly **as**:  
Congratulations! You are a very healthy eater! You are very careful with what you eat. Good for you!

Mostly **bs**:  
Well, it's not all good but we can't say it's all bad. You know what's healthy for you but you don't always eat right. Keep trying.

Mostly **cs**:  
You've got some very bad eating habits. You eat a lot of junk food and that's very bad for you. You must change your eating habits NOW!



- **How much water do you drink a day?**  
- *I drink six glasses of water a day.*



**B.** Tell the class your answers.

*Three students in my group drink....*



### 6 Write

Write a few sentences about the eating habits of one of your classmates.

*... drinks six glasses of water a day. He/She never eats....*



# 1 Read

A. Read and match the questions with the answers. Then listen and check your answers.



1. How much food does a person eat a year?  
*Adam, Bath*
2. Are all carrots orange?  
*Olha, Kharkiv*
3. My brother says potatoes and onions taste the same. That's not true, right?  
*Judy, Leeds*
4. Is a tomato a fruit or a vegetable?  
*John, Plymouth*
5. Can you eat all mushrooms?  
*Olena, Kyiv*

## This week find out about food.

- a** Well, a lot of people think that these vegetables have a different taste but they don't. The problem is their smell. You don't believe it, eh? Try this test then. Pinch your nose and eat them with your eyes closed.
- b** It depends. Are you a scientist or a cook? Scientists say it is a fruit but cooks usually call it a vegetable. You see, the tomato isn't sweet like fruit.
- c** No, some are dangerous, so be careful. Others are tasty and healthy. The Matsutake mushroom is delicious but it's quite expensive. Some people in Japan pay \$2000 for a kilogram.
- d** Well, at the supermarket we usually find orange carrots. But not all carrots are orange. There can be other colours too: purple, white, yellow... Strange, huh?
- e** The average person eats about 682 kg of food a year. Most people eat about 68 kg of beef, 16 kg of eggs, 22 kg of chicken, 31 kg of bread, 57 kg of potatoes, 36 kg of fruit and drink about 132 lt of milk. Are you hungry?

### B. Read again and complete the sentences.

1. Onions and potatoes have the same \_\_\_\_\_.
2. Cooks say the tomato is a \_\_\_\_\_.
3. Matsutake mushrooms are tasty and healthy but they are \_\_\_\_\_.
4. Carrots can be \_\_\_\_\_, \_\_\_\_\_, \_\_\_\_\_ or \_\_\_\_\_.
5. The average person eats about 22 kg of \_\_\_\_\_ and \_\_\_\_\_ of fruit a year.



Decide in which part of the text you can find the information you need.



## 2 Vocabulary

Complete with the words in the box.

find    sweet    expensive    cook    smell    call

- A:** Mmmmm! What's that \_\_\_\_\_?  
**B:** Oh, it's coffee. Come into the kitchen and have some.
- A:** This chocolate cake isn't \_\_\_\_\_ at all.  
**B:** Do you think so? I like it.
- A:** Is cereal healthy for you? How can I \_\_\_\_\_ out?  
**B:** Surf the Net.
- A:** I want to buy a new computer but they're very \_\_\_\_\_.  
**B:** I know.
- Please stay and have dinner with us tonight. My grandmother's a great \_\_\_\_\_.
- This is our rabbit. We \_\_\_\_\_ her Trixie.

## 4 Listen

**A. Before you listen, try to match the information (a-e) with the pictures (1-5) below.**

- You can't eat this.
- This smells very bad.
- This tastes very nice in salads.
- This is very expensive.
- They also call this a dragon fruit.



1 pitaya

## 3 Pronunciation

**A. Listen and repeat. What's the difference between a and b?**

- a. yoghurt    b. orange

**B. Listen and tick (✓) the sound you hear.**

	yoghurt /g/	orange /dʒ/
hungry		
burger		
sausages		
egg		
vegetables		
strange		
go		
dangerous		



2 death cap



3 truffles



4 banana flower



5 durian

**B. Now listen and check your answers.**

**C. Listen again and write T for True or F for False.**

- Durians taste horrible.
- Pitayas are a kind of strawberry.
- You can find dragon fruit in South America.
- Truffles taste like potatoes.
- People in Southeast Asia eat banana flowers.







## 1 Vocabulary

Listen and repeat. Which of these do you have for breakfast, lunch or dinner?



soup



omelette



pancakes



tuna



rice



doughnut

## 2 Listen

Listen to three short dialogues and answer the questions. Choose a or b.

- What does the woman order?
  - chicken with rice
  - a chicken omelette
- What does the boy usually have for lunch?
  - a sandwich
  - soup
- What does the girl hate?
  - doughnuts
  - pancakes

## 3 Speak & Write

A. Read and tick the correct pictures for Angelica's breakfast, lunch and dinner.



Hello, my name's Angelica and I'm from Burano, Italy. For breakfast, I usually have biscuits with milk or hot chocolate. I love biscuits!

For lunch, my mum makes some pasta and a fish or meat dish. Of course, we always have a salad or cooked vegetables. On Saturdays, I often go to the city centre with my friends and have my favourite *pizza al taglio*. I like it with cheese, tomato and mushrooms.

For dinner, I often have meatballs or pasta with tomato sauce. At the weekend, I sometimes have a *frittata*. That's an omelette with vegetables and cheese or meat. My dad is a great cook and his *frittata* is delicious.



B. Complete the table below about your eating habits. Then talk in pairs.

BREAKFAST

LUNCH

DINNER

- What do you usually have for breakfast?

- .....

- What do you usually have for lunch?

- .....

- What do you usually have for dinner?

- .....



C. Read and replace the words in bold in the sentences with subject or object pronouns.

### Avoiding repetition

When writing, try not to repeat the same words all the time. Use words like:

▶ **he/she/it/we/they** (subject personal pronouns)

**They**

*I never eat **tomatoes**. **Tomatoes** are horrible.*

▶ **him/her/it/us/them** (object personal pronouns)

**it**

***Pasta** is my favourite food. I love **pasta**.*

1. My dad doesn't usually eat breakfast. **My dad** hasn't got time for **breakfast**.
2. We always have vegetables with our meals but I don't like **vegetables**. **Vegetables** are horrible!
3. Dmytro doesn't eat chocolate. **Chocolate** isn't good for **Dmytro**.
4. My sister and I usually have breakfast together. **My sister and I** have cereal and orange juice.
5. I always have pizza on Saturday nights. **Pizza** is my favourite food.

D. Write about your eating habits.

### My eating habits



For breakfast, I usually have....

For lunch,....

For dinner,....

**TIP!**

Don't repeat the same words all the time.



## Vocabulary

### A. Write:

- three vegetables:  
\_\_\_\_\_
- three types of fruit:  
\_\_\_\_\_
- three types of dairy products:  
\_\_\_\_\_
- three types of meat:  
\_\_\_\_\_

Score: / 12

### B. Circle the correct words.

- Would you like a nice, hot **cup / can** of tea?
- This sandwich is **delicious / horrible**. I love it.
- I'm **thirsty / hungry**. I need some water.
- Can you get me a **glass / bottle** of milk from the supermarket?
- A:** Would you like some **pasta / chicken**?  
**B:** No. I don't eat meat.
- There's a **packet / slice** of biscuits and some cake in the kitchen.

Score: / 6

## Grammar

### C. Complete the sentences with *a, an* or *some*.

- We've got \_\_\_\_\_ pepper, \_\_\_\_\_ onion and \_\_\_\_\_ tomatoes. Let's make a salad.
- I'd like \_\_\_\_\_ burger, \_\_\_\_\_ chips and \_\_\_\_\_ orange juice, please.
- There's \_\_\_\_\_ cheese and \_\_\_\_\_ chicken in this sandwich.

Score: / 8

### D. Complete the sentences with *some* or *any*.

- Is there \_\_\_\_\_ ice cream in the fridge?
- Would you like \_\_\_\_\_ sauce on your pasta?
- There isn't \_\_\_\_\_ rice in this soup.
- I don't drink \_\_\_\_\_ soft drinks. They're not good for you.
- I'd like \_\_\_\_\_ ketchup, please.

Score: / 5

### E. Complete the sentences with *How much* or *How many*.

- \_\_\_\_\_ water do you drink a day?
- \_\_\_\_\_ eggs do we need for the omelette?
- \_\_\_\_\_ bottles of water are there in the fridge?
- \_\_\_\_\_ chocolate do you eat a week?

Score: / 4

## Communication

### F. Match.

- |                                |                                    |
|--------------------------------|------------------------------------|
| 1. I'm thirsty.                | a. No, thanks.                     |
| 2. I love pasta.               | b. Just a slice.                   |
| 3. How much pizza do you want? | c. Have some orange juice.         |
| 4. Is that all?                | d. I'd also like a club sandwich.  |
| 5. Would you like some tea?    | e. Me too. It's my favourite food. |

Score: / 5

### G. Complete the dialogues with the sentences a-e.

- Is that all?
- Would you like some chocolate?
- Can I take your order?
- Good for you.
- Is there any bread?

- Hanna** I'm hungry. (1) \_\_\_\_\_

**Ihor** No, there isn't. (2) \_\_\_\_\_

**Hanna** Actually, I don't eat chocolate.

**Ihor** (3) \_\_\_\_\_

- Waiter** (4) \_\_\_\_\_

**Olha** Yes. I'd like a sandwich and some chips, please.

**Waiter** (5) \_\_\_\_\_

**Olha** Yes.

Score: / 10

TOTAL SCORE: / 50

### Now I can...

- say what food I like and don't like
- order food
- offer something and say yes or no to an offer
- ask and answer how much there is or how many there are of something
- talk and write about my meals
- use *some* and *any*





# 6



# Events



### Discuss:

- ▶ What kind of events do you attend?
- ▶ What's your favourite celebration?
- ▶ Who do you usually celebrate with?

### Where can you find these pictures in this module? Go through the module and find them.



### In this module you will learn...


- ▶ to write a party invitation
- ▶ to talk about activities you like / don't like doing
- ▶ to talk about dates and seasons
- ▶ to talk about the weather
- ▶ to talk about things that are happening now
- ▶ to tell the difference between actions that happen regularly and actions that are happening now
- ▶ to give a reason for something
- ▶ to talk about festivals/celebrations
- ▶ to wish people well in different situations
- ▶ to write an e-mail



1

Read

A. Listen and read.  
Who's having a party?



IT'S MY BIRTHDAY!

The party's on Saturday, 25th April  
... and this year it's a fancy-dress party!

Do you like making costumes? Do you love dressing up?  
Yes? Well, my address is 4 Hayworth Road

SEE YOU THERE AT 8 P.M.!

Bring your CDs!  
PLUS: I've got a new karaoke machine!!

Hi Georgina,  
Thanks for the party invitation. I love coming to your parties. They're always great fun. I've got Justin Bieber's new CD, so I can bring that. Fancy dress, eh? I usually dress up as Spiderman but I think I need a new costume. Any ideas? And hey, don't forget my party on 2 May.  
Jim

Hello Georgina,  
It's party time! But it's a bit early for invitations. It's only March now. By the way, I don't enjoy singing, so I don't really like karaoke. But as you know, I love dancing, so see you there! What do you want for a present?  
Please tell me.  
Emma

B. Read again and answer the questions.

1. When is Georgina's party?
2. What kind of party is it?
3. What's Georgina's address?
4. Who has got a new Justin Bieber CD?
5. What kind of costume has Jim got?
6. What month is it now?
7. Who doesn't like singing?





**TIP!** Before you read, try to predict what the text is about with the help of the pictures.

**1 Vocabulary**

A. Listen and repeat.



It's sunny.



It's windy.



It's cloudy.



It's hot.



It's cold.




It's snowing.



It's raining.

B. Match the pictures with the seasons. Then listen and check your answers.

- winter
- spring
- summer
- autumn



**2 Speak**

Talk in pairs.

- What's the weather like today?  
- It's sunny.
- What's the weather like in spring/winter, etc.?  
- It's....



**NOTE:** in + seasons  
The weather is beautiful **in** spring.

**3 Read**

A. Look at the pictures. What do you think happens at this carnival? Listen, read and check your answers.

Welcome to the Quebec Winter Carnival! Every year, for 17 days in February, Bonhomme, the friendly snowman, welcomes over a million people to the party of the year. The Quebec Winter Carnival is a great way to celebrate the magic of winter. Let's see what's happening at the Plains of Abraham.



It's cold and windy here but it isn't snowing. At the moment, some people are having a race in horse-drawn sleighs.





## 4 Grammar

### Present Progressive (affirmative - negative)

AFFIRMATIVE	NEGATIVE
I 'm playing	I 'm not playing
You 're playing	You aren't playing
He She 's playing It	He She isn't playing It
We You 're playing They	We You aren't playing They

We use the Present Progressive for actions that are happening at the moment of speaking.

*My brother **isn't watching** TV now.  
He's **talking** on the phone.*

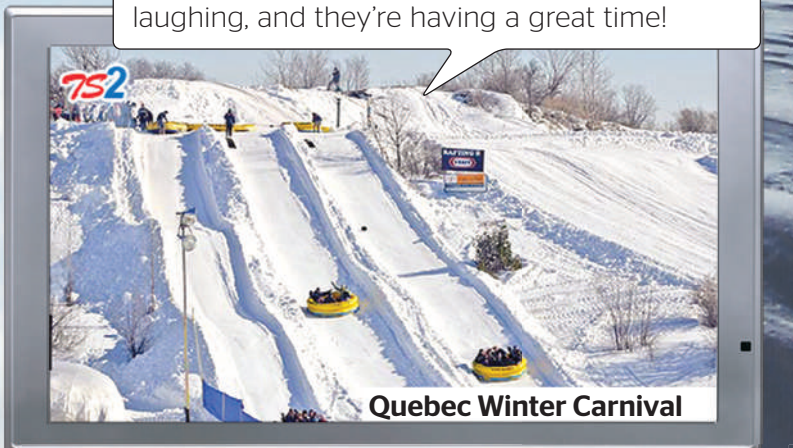
**NOTE** take - taking  
get - getting **BUT** happen - happening

Look over there! People are having a snow bath! They aren't wearing winter clothes, they're wearing swimsuits! Bonhomme is also playing in the snow with them.



Quebec Winter Carnival

Look at those snow slides! Children are going down the hill very fast! They are screaming and laughing, and they're having a great time!



Quebec Winter Carnival

#### B. Read again and complete the sentences.

1. People celebrate the Quebec Winter Carnival in \_\_\_\_\_.
2. Bonhomme is a \_\_\_\_\_.
3. At the Plains of Abraham it isn't snowing but it's \_\_\_\_\_.
4. Some people are wearing \_\_\_\_\_. They're having \_\_\_\_\_.
5. Some children are having fun on the \_\_\_\_\_.

#### Complete with the Present Progressive of the verbs in brackets.

1. It \_\_\_\_\_ (snow) today. Look at the garden. It's white!
2. Harriet \_\_\_\_\_ (not listen) to music in her room. She \_\_\_\_\_ (play) computer games.
3. Look at the children! They \_\_\_\_\_ (have) a great time in the snow.
4. Sorry, I can't help you at the moment. I \_\_\_\_\_ (tidy) my room.
5. It's very cold today, so we \_\_\_\_\_ (wear) our jackets.

## 5 Pronunciation

**A. Listen and repeat. What's the difference between a and b?**

a. rain      b. raining

**B. Listen and tick (✓) the sound you hear.**

	rain /n/	raining /ŋ/
snowing		
fun		
spring		
woman		
kitchen		
young		

## 6 Write

Write a few sentences about what the weather is like today and what you're doing now.

*It's raining today  
and I'm....*



**1** Vocabulary 

Listen and repeat. Which animals do you think are endangered?



tiger



dolphin




shark



sea turtle



monkey



whale



lion



bear



elephant

**2** Read 

A. Look at the poster. What is the fundraiser about? Listen to the dialogue and check your answers. Then read it out in groups.

**Stu** Hi, you two. Are you getting ready for the school fundraiser?

**Amy** Yes, we are. But what are you doing there?

**Stu** I'm putting up a poster.

**Bill** Wow! It looks cool, Stu. Nice work!

**Stu** Thanks. Where's Liv?

**Bill** She's at the library.

**Stu** Why is she there?

**Amy** Because she's writing the song for the fundraiser concert and she needs some peace and quiet.

**Stu** I see. And what are you doing, Bill?

**Bill** Nothing much. I'm just sending e-mails.

**Stu** Who's working on the flyer?

**Bill** Amy's doing that.

**Stu** Amy, can I have a look?

**Amy** It's almost ready. I'm just looking for animal pictures on the Internet now.

**Stu** And why are you looking at a picture of a cat? It's not an **endangered** animal. You can have tigers, whales, sea turtles, bears on the flyer but a cat?

**Amy** I know but it's SO cute.

**Boys** Oh Amy!

**fundraiser** = when people get together to collect money for those who need it  
**endangered** = in danger

**SCHOOL FUNDRAISER**  
 12<sup>TH</sup> MAY 7:00 P.M.

**WE NEED YOUR HELP**



**CONCERT** *Full Blast!*

**TICKETS: €12**



### 3 Grammar

#### Present Progressive (questions - short answers)

QUESTIONS			SHORT ANSWERS		
Am	I	playing?	Yes, I am.	No, I 'm not.	
Are	you	playing?	Yes, you are.	No, you aren't.	
Is	he she it	playing?	Yes, he she it is.	No, he she it isn't.	
Are	we you they	playing?	Yes, we you they are.	No, we you they aren't.	

#### Complete with the Present Progressive of the verbs in brackets.

- A:** \_\_\_\_\_ you \_\_\_\_\_ (get) ready for the party?  
**B:** No, I'm not. I don't want to go.
- A:** \_\_\_\_\_ Harry \_\_\_\_\_ (do) his homework?  
**B:** No, he \_\_\_\_\_ (talk) on the phone.
- A:** Why \_\_\_\_\_ you \_\_\_\_\_ (laugh)?  
**B:** Because my sister \_\_\_\_\_ (wear) a silly costume!
- A:** \_\_\_\_\_ Paul and Angela \_\_\_\_\_ (put) up the posters for the fundraiser?  
**B:** Yes, they are.

#### B. Read the dialogue again and complete the sentences.

- Stu is putting up \_\_\_\_\_ for \_\_\_\_\_.
- \_\_\_\_\_ is at the library. She's writing \_\_\_\_\_.
- Bill is writing \_\_\_\_\_.
- Amy is making a \_\_\_\_\_. At the moment she's looking for \_\_\_\_\_.
- They can't put a cat on the flyer because cats aren't \_\_\_\_\_.

### 4 Listen

Listen to two friends talking about a poster for a fundraiser. There are 4 mistakes in the poster. Correct them.

BIRCHWOOD SCHOOL  
**FUNDRAISER**  
 Saturday ~~10~~th November

**HELP SAVE  
 ENDANGERED  
 ANIMALS!**



All students and teachers welcome  
 CONCERT BEGINS: ~~7~~p.m.

TICKETS: ~~10~~ €

### 5 Speak

**GUESSING GAME:** What are they doing? Talk in pairs.

**Students A & B:** Go to the Pair work activities section.





1

Vocabulary 

Listen and repeat.



fireworks



barbecue



parade



picnic

2

Read 

A. Look at the pictures and the headings. Do you know anything about these celebrations? Listen, read and find out.

# Notting Hill

# Carnival

Notting Hill Carnival takes place every year during the August Bank Holiday in the streets of London, UK. It has a Caribbean style and about two million people visit Notting Hill for this colourful street festival.

On Saturday, different bands play steel drums in the National Champions of Steel competition. In this picture a man is playing steel drums.

Sunday is Children's Day and there is a short parade for children in costumes. The main parade is on Monday, and the route is about 5 kilometres long. People in Caribbean-style costumes dance to loud music and enjoy Caribbean food. In this picture a man is wearing a carnival costume and is having a good time!



**celebration** =  
an enjoyable  
activity people  
do on a special  
day

THE

# 4TH OF JULY

INDEPENDENCE DAY

In the USA, the 4th of July is Independence Day. There are a lot of **celebrations**, like parades, carnivals, concerts, baseball games, and lots of people go to these events.



Families get together and have barbecues at home or picnics in the parks. They decorate everything and wear clothes in red, white and blue, the colours of the national flag of the US.



At night, people usually watch the amazing fireworks in parks or in town squares. In this picture people are watching the fireworks.

**B. Read again and write N for Notting Hill Carnival or I for Independence Day.**

- There is a different parade for children.
- People wear colourful costumes.
- People celebrate only for a day.
- People have lunch in parks.
- There's a competition.

○  
○  
○  
○  
○

## 3 Grammar

### Present Simple vs Present Progressive

TENSE	USE	EXAMPLE
Present Simple	everyday activities or routines	I <b>usually play</b> computer games after school.
Present Progressive	actions happening now	I'm <b>playing</b> a new computer game <b>now</b> .

Circle the correct words.

- We usually **have / are having** lunch at home but we **have / are having** a picnic in the park now.
- A:** What **do you do / are you doing** now?  
**B:** I **decorate / am decorating** the house for tonight's party.
- A:** Where are the children?  
**B:** They **watch / are watching** the parade on TV at the moment.
- On Mother's Day, my brother and I always **cook / are cooking** for our mother.

## 4 Vocabulary

Complete the sentences with the words in the box.

loud together square festival flag

- I don't like this café. The music is very \_\_\_\_\_ in here.
- What's the colour of the Spanish \_\_\_\_\_?
- The parade begins at the town \_\_\_\_\_.
- Let's get \_\_\_\_\_ on Saturday evening and watch a DVD.
- The dance \_\_\_\_\_ is in May.


## 5 Write

Write about a festival/celebration in your country. Answer these questions:

- ▶ What is the festival/celebration called?
- ▶ When does it take place?
- ▶ Where does it take place?
- ▶ What do people usually do?

1 Vocabulary 

Match the pictures 1-6 with the wishes a-f. Then listen and check your answers.



- a. Good luck!
- b. Have a nice trip!
- c. Get well soon!
- d. Happy Birthday!
- e. Happy New Year!
- f. Congratulations!



2 Listen 

A. Listen to Ian and Linda talking. Which card does each one of them buy?



a



b



c



d

**TIP!** First listen and then write the answers to the questions.

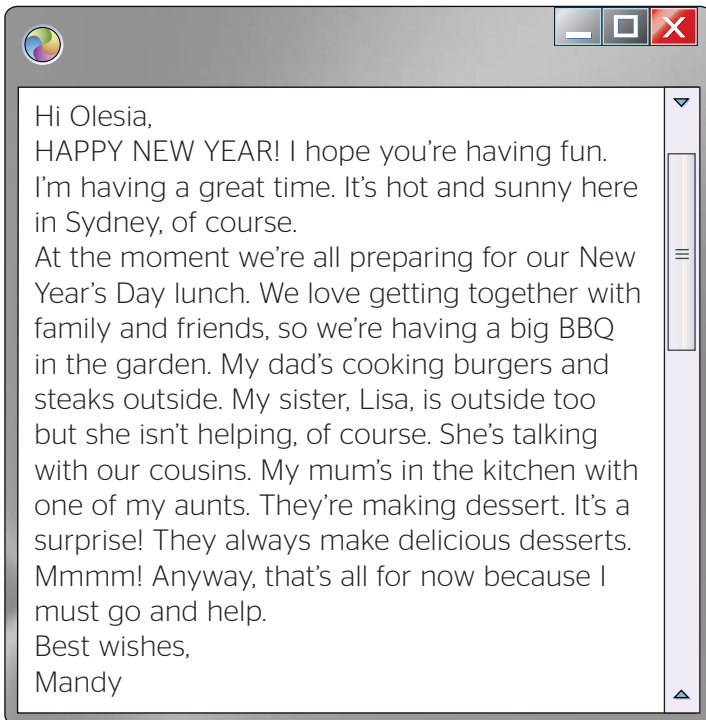
B. Listen again and answer the questions.

1. When is Kevin's birthday?
2. When is the race?
3. Where is Linda's grandmother?
4. What is Linda's grandmother's favourite colour?



### 3 Speak & Write

A. Read the e-mail and answer the questions. Choose a or b.



- Who is writing the e-mail?
  - Olesia
  - Mandy
- Why is she writing this e-mail?
  - Because she wants to tell the other girl about New Year's Day.
  - Because she wants to invite the other girl to her house.
- What is she writing about?
  - what her family does every year
  - what her family is doing now

B. Talk in pairs. Imagine it's New Year's Day/Eve and that you and your partner are in different towns/cities/countries and are talking on the phone.

- Where are you?  
- .....
- What's the weather like?  
- .....
- What are you doing?  
- .....
- Are you preparing for a party?  
- .....
- Who are you with?  
- .....
- What are they doing?  
- .....
- Are you having a good time?  
- .....



C. Read and complete the phrases 1-4 with the words given.

#### Set phrases for letters and e-mails

When you write a letter or an e-mail to a friend, don't forget:

- ▶ to start with **Dear** or **Hi/Hello** + **first name**.  
*Dear Tony,      Hi Olena,      Hello Ian,*
- ▶ to use a set phrase.  
*How are you?      I hope you're fine.  
 How's life?      I'm writing to tell you about...*
- ▶ to end with a set word/phrase.  
 Write your first name under this.  
*Yours,      Love,      Bye for now,      See you soon,  
 Best wishes,      Write back soon,*



- Dear \_\_\_\_\_,  
 \_\_\_\_\_ are you?
- See you \_\_\_\_\_,  
 Jack
- \_\_\_\_\_ Evan,  
 \_\_\_\_\_ life?
- \_\_\_\_\_ for now,  
 Diana

D. Imagine it's New Year's Day/Eve. Write an e-mail to a friend/cousin telling him/her about it. Use the information from activity B.

**Hi...!**  
**HAPPY NEW YEAR!**

**TIP!** Think about what you want to include in your e-mail. Make some notes before you start writing.

## Vocabulary

**A. Cross out the odd word. Then add one more.**

1. cold - spring - summer - autumn - \_\_\_\_\_
2. elephant - lion - whale - flyer - \_\_\_\_\_
3. cloudy - friendly - sunny - windy - \_\_\_\_\_
4. November - September - Internet - December - \_\_\_\_\_

Score: / 8

**B. Circle the correct words.**

1. **June / July** is the sixth month of the year.
2. I always **do / have** a party on my birthday.
3. Let's have a **parade / barbecue** tomorrow. We can cook steaks.
4. Let's go buy a new **invitation / costume** for the fancy-dress party.
5. You're the winner! **Congratulations! / Good luck!**
6. **A:** What are you doing?  
**B:** I'm **inviting / sending** some e-mails to my friends.
7. The celebrations begin at the town **flag / square** at 10 a.m.

Score: / 7

## Grammar

**C. Complete with the Present Progressive of the verbs in brackets.**

1.  
**A:** What \_\_\_\_\_ (you / do), Nazar?  
**B:** I \_\_\_\_\_ (look for) my mobile phone.
2.  
**A:** Look at your sister! She \_\_\_\_\_ (swim) with the dolphins.  
**B:** That's amazing!
3.  
**A:** \_\_\_\_\_ (Yuliia and Tania / prepare) dinner at the moment?  
**B:** No, they aren't. They \_\_\_\_\_ (decorate) the house. I \_\_\_\_\_ (prepare) dinner and Bob \_\_\_\_\_ (make) the cake.

Score: / 7

**D. Circle the correct words.**

1.  
**A:** Hi, Mike. Why **do you wear / are you wearing** those silly clothes?  
**B:** I **get / 'm getting** ready for Rita's fancy-dress party.  
**A:** But you hate **go / going** to parties.  
**B:** Yeah. But I love **dress / dressing** up.

2.

**A:** Look! It **rains / 's raining**.

**B:** What? It **never rains / is never raining** in summer here.

**A:** Well, it **rains / 's raining** now.

3.

**A:** What **does Maryna do / is Maryna doing** on Sunday mornings?

**B:** She **usually makes / is usually making** breakfast for her family but at the moment it **snows / 's snowing** and she's outside with her friends. She enjoys **play / playing** in the snow.

Score: / 11

**E. Complete with *on* or *in*.**

1.

**A:** When's the festival? Is it \_\_\_\_\_ March?

**B:** No, it's \_\_\_\_\_ summer. I think it's \_\_\_\_\_ 17 August.

2.

**A:** Is your birthday \_\_\_\_\_ April?

**B:** No. It's \_\_\_\_\_ 5 May.

Score: / 5

## Communication

**F. Match.**

- |                                   |                        |
|-----------------------------------|------------------------|
| 1. I'm in hospital.               | a. Nothing much.       |
| 2. What's the date today?         | b. Have a nice trip!   |
| 3. What are you doing?            | c. Get well soon.      |
| 4. What's the weather like today? | d. It's 12 March.      |
| 5. I'm leaving now. Bye!          | e. It's hot and sunny. |
| 6. Why are you wearing a scarf?   | f. It's on 24 June.    |
| 7. When's your birthday?          | g. Because it's cold.  |


Score: / 7

TOTAL SCORE: / 45

### Now I can...

- talk about activities I like / don't like doing
- talk about festivals/celebrations
- talk about the weather and seasons
- wish people well in different situations
- say the date
- talk about things that are happening now
- tell the difference between actions that happen regularly and actions that are happening now
- give a reason for something
- write a party invitation
- write an e-mail



A. Look at the pictures and the headings. What do you know about these celebrations? Listen, read and check your answers. 

# Celebrations around the world



## St Patrick's Day

St Patrick's Day is the national holiday of Ireland. Irish people celebrate this day on 17th March. People from other places like Australia, the USA and Canada celebrate St Patrick's Day too. They listen to Irish music and watch big parades. They all wear green clothes, paint their faces green and cook green food. In Chicago, USA, they even put special colours in the river to make it green.



## Halloween

People celebrate Halloween on 31st October in the USA, the UK and many other places around the world. Children dress up in scary or funny costumes and go trick-or-treating. They knock on their neighbours' doors and get a treat, like different kinds of sweets. They also make jack-o'-lanterns. These are pumpkins with scary faces. They put candles inside them and decorate their front garden with them.



## Christmas Vertep Parade



The Christmas Vertep Parade takes place every year in January in Ukraine. People wear beautiful costumes, carry star decorations and sing Ukrainian Christmas songs. Many people travel to Lviv to enjoy this special parade and see the city's fantastic Christmas decorations.



B. Read again and tick the correct celebration(s).

	St Patrick's Day	Halloween	Christmas Vertep Parade
1. It only takes place in one country.	<input type="checkbox"/>	<input type="checkbox"/>	<input type="checkbox"/>
2. There is music during this celebration.	<input type="checkbox"/>	<input type="checkbox"/>	<input type="checkbox"/>
3. People make scary decorations.	<input type="checkbox"/>	<input type="checkbox"/>	<input type="checkbox"/>
4. People prepare special food.	<input type="checkbox"/>	<input type="checkbox"/>	<input type="checkbox"/>
5. People wear costumes.	<input type="checkbox"/>	<input type="checkbox"/>	<input type="checkbox"/>

## Project


### Describe a celebration!

Think of a day/celebration on which people dress up in costumes. Say what people do and how they feel on that day. Answer the questions and write a short paragraph about it.

- What costumes do people wear?
- Do people make them or buy them?
- How do people feel on that day?
- What do people do on that day?



# SONGS

Complete the song with the words in the box.  
Then listen and check your answers. 

because   quiet   square   posters  
invite   concert   scream   cool

## The main event

Are you ready?  
Are you ready?  
Are you ready?  
For the main event?

You can see (1) \_\_\_\_\_ all over town  
Saying who and where and when  
Want to listen to some (2) \_\_\_\_\_ sounds?  
Then don't miss the main event

Let's get ready  
Let's get ready  
Let's get ready  
For the main event

Is peace and (3) \_\_\_\_\_ your kind of thing?  
Then stay home and watch your favourite team  
(4) \_\_\_\_\_ we're here to dance and sing  
And make all the people (5) \_\_\_\_\_!

Let's get together in the town (6) \_\_\_\_\_  
The (7) \_\_\_\_\_'s outside under the sun  
(8) \_\_\_\_\_ all your friends, see you there!  
We're going to have a lot of fun!

It's time to sing  
It's time to shout  
It's time to scream  
For the main event





# 7

## What an experience!



### Discuss:

- ▶ Can you think of any exciting moments in your life?
- ▶ How do new experiences make you feel?

**Where can you find these pictures in this module? Go through the module and find them.**



### In this module you will learn...

- ▶ to describe feelings
- ▶ to write a diary
- ▶ to talk and write about past events
- ▶ to tell the difference between the present and the past
- ▶ to talk about films
- ▶ to write about a day out
- ▶ to use words and phrases that show the order of events







## 1 Vocabulary

Match the pictures with the phrases. Then listen and check your answers.



1



2



3



4



5



6



7



- a scared cat
- a happy boy
- an excited woman
- a sad dog
- surprised children
- an angry man
- a funny girl



## 2 Read

**A. Look at the pictures. What's wrong with Liv? Listen to the dialogue and find out. Then read it out in pairs.**

*Amy is sleeping over at Liv's house...*

- Liv** Hmm... No, no, no don't!!!!
- Amy** Liv, wake up!
- Liv** Huh?... What?... Oh, it was just a dream.
- Amy** Are you OK? Was it scary?
- Liv** Yeah, we were all in a museum.
- Amy** Who was there?
- Liv** Me, you, Bill and Stu.
- Amy** Was it like the boring museum on our school trip last week?
- Liv** No, it wasn't. It was full of interesting, ancient Egyptian stuff, like mummies.
- Amy** Mummies?
- Liv** Yeah, and listen to this. We were in a big room and there was a small door. It was open and there were some steps. At the bottom of the steps, there was a room with a mummy in it. Was it alive?
- Amy** Yes, and suddenly Stu wasn't there. He was the mummy! It was terrible. I was so scared!
- Beep!**  **Beep!** 
- Amy** Ahhhh! What was that?
- Liv** It's a message from Stu... No! It can't be.
- Amy** What's wrong?
- Liv** Look at the message...





### 3 Grammar

#### Past Simple of the verb *be*

AFFIRMATIVE		NEGATIVE		QUESTIONS		SHORT ANSWERS					
I	was	I	wasn't (=was not)	Was	I?	Yes,	I	was.	No,	I	wasn't.
You	were	You	weren't (=were not)	Were	you?	Yes,	you	were.	No,	you	weren't.
He She It	was	He She It	wasn't (=was not)	Was	he? she? it?	Yes,	he she it	was.	No,	he she it	wasn't.
We You They	were	We You They	weren't (=were not)	Were	we? you? they?	Yes,	we you they	were.	No,	we you they	weren't.

We use the **Past Simple** of the verb *be* for past states and situations.

#### There was / There were

AFFIRMATIVE	NEGATIVE
There was There were	There wasn't There weren't
QUESTIONS	SHORT ANSWERS
Was there? Were there?	Yes, there was. Yes, there were. No, there wasn't. No, there weren't.

#### TIME EXPRESSIONS

- yesterday / yesterday morning, etc.
- last
  - night
  - Wednesday / Friday, etc.
  - week / weekend
  - month / year
  - summer / winter, etc.



#### Complete with *was, wasn't, were or weren't*.

- A:** Where \_\_\_\_\_ you last night? \_\_\_\_\_ you at home?

**B:** No, I \_\_\_\_\_. I \_\_\_\_\_ with Ann. We \_\_\_\_\_ at a party.

**A:** \_\_\_\_\_ it good?

**B:** Yes, it \_\_\_\_\_.
- A:** Dan and I \_\_\_\_\_ at the new skatepark last weekend.

**B:** \_\_\_\_\_ it exciting?

**A:** Yes, it \_\_\_\_\_ fantastic!
- Yesterday there \_\_\_\_\_ any people in the park because it \_\_\_\_\_ cold and windy.

### 4 Speak

Go to the Pair work activities section.

### 5 Write

Write a few sentences about where you were last Sunday. Use the ideas in the box and the questions given.

cinema    park    festival    party  
zoo    restaurant    museum

#### B. Read again and answer the questions.

- Who was in Liv's dream?
- Where were they last week?
- What was in the museum in Liv's dream?
- What was at the bottom of the steps?
- Why was Liv scared?
- Who was in Stu's dream?

- Where were you last Sunday?
- Who were you with?
- How was it? Was it interesting/boring/exciting/scary/dangerous, etc.?
- Were you scared/bored/happy/sad/excited/angry/surprised, etc.?



**TIP!** Find key words in the text. They help you understand the main ideas.

## 1 Read

A. Look at the two diary entries below written by two sisters, Diane and Lisa. Listen, read and answer the question. Choose a, b or c.

Who was happy about the blackout?

- a. Diane    b. Lisa    c. Both Diane and Lisa

 Wednesday, 3rd April

I had quite an exciting evening. It started like any other day. I got home from school and did my homework. Then I wanted to play football but Mum needed help with the cooking, Dad asked me to clean the garage and Lisa asked me to find some information on the Internet for her project. I was so bored! I just wanted to play football.

**MY TEAM**

Then something incredible happened...



## A BLACKOUT!

No electricity! No cooking!  
No cleaning! No computer! Yippee! So, I went outside and played football in the street with my friends all evening.

**IT WAS A  
BRILLIANT MATCH!**



File Edit View Insert Format Table Tools Window Help

Digital Diary\_v5.0

White Sheet

Back

Font

Align

8

B

I

R

U

U

U

U

U

U

U

U

U

U

U

U

U

U

U

U

U

U

U

U

U

U

U

😊  
This evening there was a blackout for three hours. So, I stopped working on my project and sat outside in the garden with my parents. Diane played football with her friends in the dark. They were so funny! They sometimes kicked each other instead of the ball. They got a lot of bruises! Then we had a picnic - sandwiches and fruit - in the moonlight. Life without electricity isn't bad every now and then!





**B. Read again and write T for True or F for False.**

1. They were without electricity for three hours.
2. Diane needed help with a project.
3. Diane cleaned the garage in the end.
4. Lisa and her parents watched the football match.
5. Diane has bruises now.
6. They had dinner outside.

**2 Grammar**

**Past Simple (affirmative)**

REGULAR VERBS Base form + -ed	IRREGULAR VERBS
I	I
You	You
He (laugh→) <b>laughed</b>	He
She (love→) <b>loved</b>	She (go→) <b>went</b>
It (try→) <b>tried</b>	It
We (stop→) <b>stopped</b>	We
You	You
They	They

**OTHER IRREGULAR VERBS**

- do → did
- sit → sat
- have → had
- get → got

**Complete with the Past Simple of the verbs in brackets.**

1. Yesterday I \_\_\_\_\_ (get up) at seven o'clock and \_\_\_\_\_ (prepare) breakfast for my family.
2. Bohdan and Oksana \_\_\_\_\_ (stay) at home last night and \_\_\_\_\_ (listen) to music.
3. We \_\_\_\_\_ (go) to the skatepark yesterday. We \_\_\_\_\_ (have) a great time.
4. Last Sunday morning, Alan \_\_\_\_\_ (tidy) his room. In the afternoon, he \_\_\_\_\_ (play) tennis with John and in the evening, he \_\_\_\_\_ (watch) a DVD.

**3 Pronunciation**

**A. Listen and repeat. What's the difference between a, b and c?**

- a. watched    b. played    c. wanted

**B. Listen and tick (✓) the sound you hear.**

	watched /t/	played /d/	wanted /ɪd/
started			
happened			
asked			
listened			
stayed			
visited			
liked			
hated			
helped			

**4 Speak**

**Talk in pairs about what you did yesterday after school. Use some of the ideas in the box.**

- watch TV/DVDs
- do my homework
- do housework
- go to the cinema / zoo / skatepark
- go shopping / rollerblading
- have a picnic / barbecue / party
- stay at home
- visit my friends / grandparents
- visit a museum
- play football / basketball/tennis
- play chess / computer games
- listen to music
- surf the Net

**- Yesterday after school, I did my homework and then I surfed the Net. What about you?**

**- I did my homework and then I...**



**5 Write**


**Write a few sentences for your diary about what you did yesterday after school.**

*I had quite an exciting afternoon. I got home at 4:30 and I...*



## 1 Read

A. Below is an interview. Listen, read and tick the correct pictures (a-d) that show what happened.

a b c d 

# Dave Stone

## A YOUNG HERO

Fourteen-year-old Dave Stone is not only the swimming champion of Milford but also a local hero. Why? He saved his best friend's life.

### What happened three days ago?

Well, Colin and I went fishing on Milford Lake in the afternoon. Colin had a new underwater camera and wanted to take pictures. He saw a big fish, so he put the camera in the water. Then the boat suddenly overturned!


### Did you jump in the water?

No, we didn't really jump. We both fell in. I was very worried about Colin because he can't swim.

### Really? And what did you do?

I grabbed him and swam to a small island in the middle of the lake. Luckily, we were near the island.

MILFORD NEWS / Sunday 1 April



### Did you stay there during the night?

Yes, we did. Our mobiles were wet, so there was no way to call our parents. It was dark, scary, cold and we were hungry. Colin slept for 2-3 hours but I didn't sleep at all.


### How did you return home?

The next morning a fisherman found us and took us home. We were very lucky.

### B. Read again and answer the questions.

1. Why is Dave Stone a local hero?
2. Where were the boys three days ago?
3. What did Colin want to do?
4. Why was Dave worried?
5. How did Dave save Colin?
6. Did the boys sleep during the night?
7. Who helped them return home?

### C. Find the Past Simple of the verbs below in the text.





## 2

# Grammar

## Past Simple (negative - questions)

NEGATIVE	QUESTIONS
I	I
You	you
He	he
She didn't (= did not) play/sleep	Did she play/sleep?
It	it
We	we
You	you
They	they

### SHORT ANSWERS

I	I
you	you
he	he
Yes, she did.	No, she didn't.
it	it
we	we
you	you
they	they

### TIME EXPRESSIONS

two days  
a week  
three months  
five years

} + ago

### Circle the correct words.

- Mike didn't **fall / fell** in the lake. Jill **fall / fell** in.
- A:** Did you **enjoy / enjoyed** your trip last weekend?  
**B:** Yes, I **did / didn't**, and I **take / took** a lot of pictures.
- Lynn **go / went** to an Italian restaurant with her parents a week ago but she didn't **have / had** a good time there.

## 3

# Speak

### ROLE PLAY

Talk in pairs.

**Student A:** Imagine you are Colin, the boy in activity 1.

**Student B** is a reporter and wants to interview you. Answer his/her questions and tell him/her what happened.

**Student B:** Imagine you are a reporter.



Interview Student A, using the questions below.

- When did Dave save you?
- Where were you?
- What happened?
- What did Dave do?
- Did you call your parents?
- Did you sleep?
- How did you return home?

## 4

# Listen

**A. Listen to Rosie telling a friend what happened yesterday and choose the correct picture.**



**B. Listen again and write T for True or F for False.**

- The boy doesn't like the dog's name.
- Rosie didn't jump in the lake because she can't swim.
- The water in the lake was cold.
- Spider can swim well.
- Rosie called for help and a fisherman saw them.




## 1 Vocabulary

A. Listen and repeat.  
What kind of films do you like?



a science-fiction



a romantic film



a comedy



a horror film



an animated film



an adventure film

B. Look at the box and read the years a-e aloud. Then listen and check your answers.

**1996** We say: **nineteen ninety-six**

**2010** We say: **two thousand and ten**

- a. 1855   b. 2020   c. 1963  
d. 2007   e. 1999

NOTE: **in** + year  
I lived in London **in** 2005.

## 2 Read

A. Listen and read. Did Jamie, Elsie and Kyle like the films?

**TIP!** Read the text quickly to understand the main idea.

## What did you watch at the cinema?



My mates and I are fans of horror films, but last Sunday we decided to see the Disney / Pixar animated film **UP** at the cinema. We don't usually like animated films because, well you know, they're for kids. But this one is really funny. It's about an old man and a young boy. The old man ties millions of balloons to his house and they go on an adventure around the world. Don't miss it!

*Jamie Halliday, High Wycombe*



I don't usually watch comedies, but my sister bought tickets for **Pink Panther 2** as a birthday present for me. I loved it! It's the second Pink Panther film with Steve Martin, and some of the scenes were really funny. My sister told me she didn't like it very much but I didn't want it to finish. In fact, I found out it's a remake of a 1963 film, so I want to get the DVD of that too.

*Elsie Tanner, Weybridge*





I watch all kinds of films, but science-fiction films are my favourite. The first X-men film came out in 2000 and I really enjoyed it. The latest film is called *X-men origins: Wolverine* and it's something else! I saw it at the cinema last night and I'd like to see it a second time. In the film, you learn all about Wolverine and how he became a superhero. The whole film is really exciting but my favourite part was the ending.

Kyle Smith, Woodham



**TIP!** Read the text carefully to understand specific details.

**B. Read again and write Jamie, Elsie or Kyle.**

- \_\_\_\_\_ wants to see the film again.
- \_\_\_\_\_ and \_\_\_\_\_ enjoyed a kind of film they don't usually like.
- \_\_\_\_\_ loves watching scary films.
- \_\_\_\_\_ enjoyed the old film and the latest film, too.
- \_\_\_\_\_ liked the last part of the film a lot.
- \_\_\_\_\_ didn't need to buy cinema tickets.
- \_\_\_\_\_ wants to watch the old film now.

**C. Find the Past Simple of the verbs below in the text.**

- come    become    tell    buy

**3 Grammar**

**Past Simple vs Present Simple**

Jack **usually goes** to the cinema on Saturdays but **last week he went** on Friday.

**Circle the correct words.**

- My sister **goes / went** out with her friends every Saturday.
- Yesterday James **buys / bought** a rabbit and **takes / took** it to school. Our teacher **isn't / wasn't** very happy.
- A: Do / Did** you watch the horror film on TV last night?  
**B: No, I don't / didn't.** I never **watch / watched** horror films.
- Alice **visited / visits** Egypt in 2015. She **has / had** a great time.

**4 Listen**

**A. Listen to three people talking about films and match.**

- |       |                                 |
|-------|---------------------------------|
| Marcy | watched a comedy.               |
| Adam  | watched a romantic film.        |
| Fay   | watched a science-fiction film. |

**B. Listen again and answer the questions.**

- |       |   |
|-------|---|
| Marcy | 1. Who did she go to the cinema with?           |
|       | 2. Did she like the film?                       |
| Adam  | 3. Did he enjoy the film?                       |
|       | 4. What did he like?                            |
| Fay   | 5. What kind of films does she usually watch?   |
|       | 6. Where did Fay and her sister watch the film? |

**5 Speak**

**Talk in pairs.**

- What kind of films do you like?
- I like....
- When do you usually go to the cinema?
- I usually go....
- When did you last go to the cinema?
- I went....
- What did you see?
- I saw....
- Did you like it?
- Yes.... / No....



1 Vocabulary 

Listen and repeat. Do you go to any of these places when you hang out with your friends? What do you do there?



skating rink



bowling alley



funfair



stadium



Internet café



cinema complex

2 Listen 

A. Listen to two friends talking. Where did Penny and her sister, Mary, go yesterday? Choose a, b or c.

b. bowling alley

a. stadium

c. Internet café

B. Listen again and write T for True or F for False.

1. The new bowling alley is far from the girls' house.
2. The girls didn't go bowling because Mary was tired.
3. The girls played computer games on their dad's computer.
4. The girls went to a football match with their cousin.
5. Penny hated the match.





### 3 Speak & Write

A. Read and put the pictures in the correct order. Write 1-5.

Last Saturday, my friend, Yaroslav, from Kyiv came for a visit and we spent the whole day together. First, we went skateboarding in the park. Yaroslav's a great skateboarder and showed me a lot of stunts. After that, we walked around the city for a while. Then we met some of my friends at a fast food restaurant and had lunch. We also ordered chocolate milkshakes. Delicious! Later, we all went to the cinema and saw the new Will Smith film. It was fantastic! Yaroslav and I are both big fans of Will Smith. After the cinema, Yaroslav wanted to go to the funfair too. I was a bit tired but we went anyway. And then something incredible happened! We were on a ride when, suddenly, I saw Will Smith! I was so excited. When the ride finished, I asked him for an autograph. It was the best day of my life!



B. Think about an interesting day in your life. Look at the questions in the speech bubble and make some notes. Then talk in pairs.

- Who were you with?

- .....

- Where did you go?

- .....

- What did you do there?

- .....

- What time did you go home?

- .....

- Did you have a good time?

- .....

C. Read and complete the paragraph with linking words/phrases.

#### Linking words/phrases

Describe events in the order they happened. Use linking words/phrases like:

▶ first    ▶ after that    ▶ then    ▶ later

Last Sunday, I spent the day with my cousins.  
 (1) \_\_\_\_\_, we went to a fast food restaurant and had burgers and chips.  
 (2) \_\_\_\_\_, we went to the bowling alley and hung out there for about an hour.  
 (3) \_\_\_\_\_, we went to the skating rink and had a great time. We went home at around eleven o'clock. We had a fantastic time!

D. Write about an interesting day in your life. Use your notes from activity B.

Last....



Plan your writing. Before you start, make notes.

## Vocabulary

### A. Cross out the odd word. Then add one more.

- funfair - cinema - Internet café - skateboarder - \_\_\_\_\_
- excited - children - angry - sad - \_\_\_\_\_
- animated film - comedy - concert - horror film - \_\_\_\_\_

Score: / 6

### B. Complete using the words in the box.

interesting project while autograph lake

- I didn't finish my \_\_\_\_\_, so I didn't give it to my teacher.
- This book is very \_\_\_\_\_. Read it.
- Volodymyr met his favourite singer yesterday and he asked her for a(n) \_\_\_\_\_.
- Let's go to the \_\_\_\_\_ today. We can go fishing or have a picnic.
- Yesterday after school, I listened to music for a \_\_\_\_\_ and then I did my homework.

Score: / 5

## Grammar

### C. Complete with *was*, *wasn't*, *were* or *weren't*.

- Svitlana didn't do her homework yesterday because she \_\_\_\_\_ tired.
- My friends and I walked home in the rain. We \_\_\_\_\_ very wet when we got home.
- There \_\_\_\_\_ any soft drinks in the fridge, so I went to the supermarket.
- Ron had a terrible dream last night but he \_\_\_\_\_ scared.
- A:** Where \_\_\_\_\_ you last night? I called you five times.  
**B:** I \_\_\_\_\_ at home. My parents and I went to a volleyball match.

Score: / 6

### D. Write the Past Simple of the verbs.

- |                 |                 |
|-----------------|-----------------|
| 1. put _____    | 7. fall _____   |
| 2. try _____    | 8. finish _____ |
| 3. find _____   | 9. sleep _____  |
| 4. tell _____   | 10. visit _____ |
| 5. take _____   | 11. stop _____  |
| 6. happen _____ | 12. sit _____   |

Score: / 12

### E. Complete with the Past Simple of the verbs in brackets.

- We \_\_\_\_\_ (not want) to stay at home last Saturday, so we \_\_\_\_\_ (spend) the day at the funfair.
- A:** \_\_\_\_\_ you \_\_\_\_\_ (watch) the basketball game yesterday?  
**B:** No, my cousins \_\_\_\_\_ (come) to our house and we \_\_\_\_\_ (play) computer games.
- Yesterday it was very hot, so the children \_\_\_\_\_ (go) to the swimming pool. They \_\_\_\_\_ (swim) for hours. Then they \_\_\_\_\_ (buy) some milkshakes.
- I \_\_\_\_\_ (not sleep) well last night and I \_\_\_\_\_ (get up) early. Now I'm tired.

Score: / 10

### F. Circle the correct words.

- My brother **doesn't / didn't** like science-fiction films. He usually **watches / watched** comedies.
- Natalia and her sister **see / saw** *Pink Panther 2* last night. They **enjoy / enjoyed** it very much.
- The History Museum **has / had** ancient Egyptian mummies. We **go / went** there yesterday. Don't miss it!

Score: / 6

## Communication

### G. Complete the dialogue with the sentences a-e.

- Did you like it?
- It was something else.
- It's a romantic film, right?
- What did you see?
- What did you do yesterday?

- A:** (1) \_\_\_\_\_  
**B:** I went to the cinema.  
**A:** Really? (2) \_\_\_\_\_  
**B:** I saw *Spark*.  
**A:** Oh. I know that film. (3) \_\_\_\_\_  
**B:** No, it isn't. It's an animated film.  
**A:** (4) \_\_\_\_\_  
**B:** Yeah. (5) \_\_\_\_\_ Don't miss it!

Score: / 10

TOTAL SCORE: / 55

### Now I can...

- |   |                          |
|---|--------------------------|
| ▶ describe my feelings                                | <input type="checkbox"/> |
| ▶ talk and write about past events                    | <input type="checkbox"/> |
| ▶ talk about films                                    | <input type="checkbox"/> |
| ▶ write a diary                                       | <input type="checkbox"/> |
| ▶ write about a day out                               | <input type="checkbox"/> |
| ▶ use words and phrases that show the order of events | <input type="checkbox"/> |
| ▶ use the Past Simple                                 | <input type="checkbox"/> |





# 8

# See the world



### Discuss:

- ▶ Do you like travelling?
- ▶ Where do you usually go on holiday?
- ▶ What do you do?

### In this module you will learn...

- ▶ to talk and write about your future plans
- ▶ to say how you travel
- ▶ to make comparisons
- ▶ to tell what will happen in the future and to make decisions at the time of speaking
- ▶ to give your opinion about adventure sports
- ▶ to talk about safety rules and equipment for camping
- ▶ to say and write about your country
- ▶ to talk about holidays
- ▶ to tell the difference between the past and the future
- ▶ to write an e-mail about your holiday

Where can you find these pictures in this module? Go through the module and find them.







**1 Vocabulary**

Match the pictures with the phrases. Then listen and check your answers.

- by plane
- by train
- by car
- by coach
- by ship
- on foot

**2 Read**

A. Look at the girl in the picture. What do you think happened to her? Listen, read and check your answers.

Natalie! You won three and a half million euros! What are you going to do with all that money?

I'm going to go on a long holiday. My dream is to see the world.

Are you going to take your family with you?

Of course I am. My two best friends are definitely going to come with us too.

Where are you going to travel to first?

Australia. We're going to get there by plane and then travel around the country by bus. I want to see everything!

That sounds great! What other places are you going to visit?

China, Ukraine, Spain, the USA. I really want to go to Disneyland. And of course South America. We're going to travel around by train and spend about a month there. And we're definitely going to the Amazon.

Are you going to spend all your money on the holiday?

No, I'm not. I'm going to give lots of money to environmental organisations when I get back. I think it's important. I want to help save the environment.





**B. Read again and answer the questions.**

1. Who is Natalie going to go on holiday with?
2. Where are they going to go?
3. How are they going to travel around South America?
4. How long are they going to stay there?
5. What else is Natalie going to do with the money?



**3 Grammar**

**Future *be going to***

AFFIRMATIVE	NEGATIVE	QUESTIONS	SHORT ANSWERS	
I 'm going to visit	I 'm not going to visit	Am I going to visit?	Yes, I am.	No, I 'm not.
You 're going to visit	You aren't going to visit	Are you going to visit?	Yes, you are.	No, you aren't.
He She 's going to visit It	He She isn't going to visit It	he Is she going to visit? it	he Yes, she is. it	he No, she isn't. it
We You 're going to visit They	We You aren't going to visit They	we Are you going to visit? they	we Yes, you are. they	we No, you aren't. they

We use the Future ***be going to*** for something we intend to do in the future and for predictions based on evidence.

**TIME EXPRESSIONS**

tomorrow / tonight  
next month / year / week / Tuesday, etc.  
in an hour / year, etc.  
soon

**NOTE** We use the **Present Progressive** for actions we have arranged to do in the near future.  
*I'm buying a car next Saturday.*

**Complete the sentences with the Future *be going to* of the verbs in brackets.**

1. **A:** \_\_\_\_\_ you \_\_\_\_\_ (travel) to France by plane?  
**B:** No, I'm not. I \_\_\_\_\_ (get) there by car.
2. **A:** \_\_\_\_\_ Alice \_\_\_\_\_ (go) on holiday in July?  
**B:** Yes, she is. She \_\_\_\_\_ (visit) New York City with her parents.
3. Daniel \_\_\_\_\_ (not come) to my party this Saturday. He \_\_\_\_\_ (stay) at home. His cousins from Canada \_\_\_\_\_ (visit) him.
4. **A:** I \_\_\_\_\_ (ride) my bike to the park. Do you want to come?  
**B:** I don't think that's a good idea. Look outside! It's very cloudy. It \_\_\_\_\_ (rain).

**4 Speak**

Talk in pairs about your plans for the summer.

- *Where are you going to go in the summer?*  
- *I'm going to travel to...*
- *When are you going to go?*  
- .....
- *Who are you going to travel with?*  
- .....
- *How are you going to travel?*  
- .....

**5 Write**

Write a few sentences about your plans for the summer. Use the Future ***be going to*** and some of the ideas in activity 4.

*In the summer I'm going to....*

## 1 Vocabulary

Listen and repeat.



map



sleeping bag



torch



first-aid kit



backpack



tent



fire

## 2 Read

**A. Look at the picture. Where are the children? What do you think is happening? Listen, read and check your answers.**

**Amy** Hey, guys. What are you doing?

**Bill** We're trying to make a fire. Give me the matches, Liv. I think it'll work now.

**Amy** What? Here? In the forest? You mustn't make a fire close to trees. It's dangerous.

**Liv** You're right. Let's choose another place. We'll make it there, near the river.

**Amy** And remember: you must always put out the fire before you leave camp.

**Liv** Yeah, yeah, we know that.

**Stu** Bill, I can't put up my tent. Can you give me a hand?

**Amy** Don't worry. I'll help you with that! It's easy.

**Stu** Thanks.

**Amy** Stu, not under the trees! It's dangerous!

**Stu** How do you know all this information?

**Amy** You guys didn't read the leaflet with the safety rules but I did.

**Stu** I'll ask the camp leader to give me another leaflet later because I think I lost it.

**Amy** Are you sure you two know how to make a fire?

**Bill** Of course. It's not difficult.

**Liv** Really?

**Bill** OK. Maybe we need to ask Mr Weathers for some help.



**B. Read again and answer the questions.**

1. Who's making a fire?
2. Where do they decide to make the fire?
3. What does Stu need help with?
4. Who's going to help him?
5. Where did Amy find the information about camping?
6. Who is Mr Weathers?



### 3 Grammar

#### Future will

AFFIRMATIVE	NEGATIVE
I	I
You	You
He	He
She 'll (= will) help	She won't (=will not) help
It	It
We	We
You	You
They	They

QUESTIONS	SHORT ANSWERS	
I	I	I
you	you	you
he	he	he
Will she help?	Yes, she will.	No, she won't.
it	it	it
we	we	we
you	you	you
they	they	they

We use the Future **will** for predictions and on-the-spot decisions.

#### Complete the sentences with **will** or **won't**.

- I can't find Serhii. I \_\_\_\_\_ call him on his mobile.
- I can't wake James up. I think he \_\_\_\_\_ be late for school today.
- A:** I'm really tired today.  
**B:** Don't worry. I \_\_\_\_\_ do the washing-up for you.
- John \_\_\_\_\_ win the competition. He isn't good at all.
- A:** Take a first-aid kit with you on your trip.  
**B:** Don't worry, we \_\_\_\_\_ forget.

### 5 Listen

Look at the pictures below. What does Lucy decide to take with her on the camping trip? Listen and tick (✓).



### 4 Vocabulary

Complete the leaflet with the words in the box.

sleeping bag    choose    tent    put out  
rivers    fire    torch

## SAFETY RULES FOR CAMPING

- Don't put up your (1) \_\_\_\_\_ under the trees. It's dangerous.
- Never make a (2) \_\_\_\_\_ near trees.
- (3) \_\_\_\_\_ an open space near a river or lake.
- Always (4) \_\_\_\_\_ your fire before you leave.
- Never drink water from lakes and (5) \_\_\_\_\_. Take bottled water with you.
- Check your (6) \_\_\_\_\_ and tent for snakes and spiders at night.
- Always have a first-aid kit with you.
- Remember to take a (7) \_\_\_\_\_ with you for when it gets dark.



**Tip!** Don't think that an answer is correct just because the speakers mention a word that is in the activity. Listen carefully before you answer.

Look up these words in the dictionary:

- **equipment**
- **explore**
- **barracuda**
- **worth**

**1 Vocabulary**

Match the pictures with the activities. Then listen and check your answers.



- sailing
- surfing
- windsurfing
- scuba diving
- rock climbing
- skiing
- water skiing




**2 Read**

A. Listen and read.  
Is the writer of the diary enjoying his holiday?

# My scuba diving adventure



## Day 1 Kadavu



We finally arrived in *The Soft Coral Capital of the World*, Fiji, every scuba diver's dream. I got all my **equipment** ready and went for my first dive in the ocean. It was an amazing experience. Fish here are more colourful and more beautiful than fish in lakes.



## Day 2 Eagle Rock

We **explored** the Great Astrolabe Reef for hours. The water wasn't very warm - it was colder than yesterday but there were more fish and corals. It was incredible!



### 3

## Grammar

### Comparative forms

POSITIVE	COMPARATIVE
small	smaller
nice	nicer
big	bigger
funny	funnier
colourful	more colourful
good	better
bad	worse
much / many	more

The Pacific Ocean is **deeper** than the Atlantic Ocean.



## Day 3 Seafan Alley

The water was a beautiful blue colour and it was quite deep. We went down to 20 metres and we saw a lot of **barracudas**. I think they're uglier than sharks but luckily they're not dangerous!



### Party time!

Our instructor organised a beach party for us this evening. We had a great time. I'll be very sad to leave this beautiful place in two days! Scuba diving holidays aren't very cheap but they're definitely **worth** it!

#### B. Read again and write T for True or F for False.

- This is the writer's first scuba diving trip.
- The water on Day 1 was warmer than on Day 2.
- The writer thinks that barracudas are beautiful fish.
- They had a party on the last evening of their trip.
- The writer thinks scuba-diving holidays are a bit expensive.

Complete the sentences with the comparative form of the adjectives in brackets.

- Michael is \_\_\_\_\_ (tall) than his brother Daniel.
- I like Beth's room because it's \_\_\_\_\_ (big) than my room.
- Ron is \_\_\_\_\_ (lazy) than me. He doesn't do any housework.
- Tigers are \_\_\_\_\_ (beautiful) than lions.
- Kelly is \_\_\_\_\_ (bad) than Alex at art.
- I think skiing is \_\_\_\_\_ (dangerous) than water skiing.

### 4

## Listen



A. Listen to a dialogue between a man and a woman at a water sports school. Match to make 2 true sentences.

The man

is a sailing instructor.  
is the school secretary.

The woman

wants to learn water sports.  
is a student.



While listening, try to understand the general idea, not every single word.

B. Listen again and circle the correct words.

- The water sports school hasn't got a **surfing / windsurfing** instructor at the moment.
- The man **doesn't know / knows** a lot about water sports.
- The man is going to **buy the equipment / get the equipment for free**.
- The man wants to try **water skiing / windsurfing**.
- Sally is **a student / an instructor** at the school.
- The man **wants / doesn't want** to meet the instructor.

### 5

## Speak

Talk in small groups. What do you think of the activities below? Compare them using some of the adjectives in the box.

exciting boring dangerous popular  
cheap expensive easy difficult



- I think windsurfing is more exciting than surfing.  
- I think windsurfing is more difficult.



1 Read 

A. What do you know about Argentina?  
Listen, read and check your answers.

What to know, before you visit...

# Argentina

Argentina is the second largest country in South America and the eighth largest in the world. Its **population** is about 44 million and the official language is Spanish.


Look up these words in the dictionary:

- **population**
- **mountain range**
- **successful**



## The capital city

Buenos Aires is the capital city and the largest city in Argentina. It's got a European style and that's why they call it the *Paris of South America*.



## Mount Aconcagua

It's the highest mountain in the Americas and the highest mountain outside Asia. It's about 7000 metres high and it's in the Andes **mountain range**, the longest mountain range in the world.



## Argentine Patagonia

This is one of the most popular areas with lots of tourist attractions like the Valdes Peninsula and Bariloche Lake. A lot of animals like the puma, the guanaco, the Magellanic penguin and the Southern right whale live in the area and the waters around it.



## Most popular sport

Football in Argentina is more than a sport. It's part of the culture. The national football team is very **successful** with two World Cups in 1978 and 1986, and fourteen Copa Américas. It's the eighth oldest football association in the world.



## Tango

It's a form of music and dance. The history of tango began in Buenos Aires in the late 19th century. It became the most popular dance in Europe at the beginning of the 20th century.




## Asado

Argentines love eating meat, especially beef, and they've got some of the best in the world. Asado is their traditional barbecue and it is very popular at home or in restaurants.



**B. Read again and complete the fact file below.**



**Continent:**

**Capital:**

**Population:**

**Official language:**

**Highest mountain:**

**Most popular sport:**

**C. Read again and complete the sentences.**

- Argentina is the eighth largest country in \_\_\_\_\_.
- Buenos Aires is also called the \_\_\_\_\_ of South America.
- Mount Aconcagua is \_\_\_\_\_ high.
- In \_\_\_\_\_ there are animals like the puma and the Magellanic penguin.
- The Argentine football team won \_\_\_\_\_ in 1986.
- Tango became popular in Europe in the \_\_\_\_\_.
- Argentines' favourite kind of meat is \_\_\_\_\_.

**2 Pronunciation** 

**A. Listen and repeat. What's the difference between a and b?**

- a. south                      b. weather

**B. Listen and tick (4) the sound you hear.**

	south /θ/	weather /ð/
thousand	<input type="checkbox"/>	<input type="checkbox"/>
together	<input type="checkbox"/>	<input type="checkbox"/>
thirsty	<input type="checkbox"/>	<input type="checkbox"/>
toothbrush	<input type="checkbox"/>	<input type="checkbox"/>
father	<input type="checkbox"/>	<input type="checkbox"/>
another	<input type="checkbox"/>	<input type="checkbox"/>
birthday	<input type="checkbox"/>	<input type="checkbox"/>

**3 Grammar**

**Superlative forms**

POSITIVE	COMPARATIVE	SUPERLATIVE
high	higher	the highest
large	larger	the largest
hot	hotter	the hottest
lazy	lazier	the laziest
popular	more popular	the most popular
good	better	the best
bad	worse	the worst
much / many	more	the most

*Hanna is **the tallest** girl in my class.*

**Complete the sentences with the comparative or the superlative form of the adjectives in brackets.**

- The living room is the \_\_\_\_\_ (large) room in our house.
- The Pacific is the \_\_\_\_\_ (deep) ocean in the world.
- Mike is \_\_\_\_\_ (young) than Fay but he's \_\_\_\_\_ (old) than her sister.
- What's the \_\_\_\_\_ (popular) place in your city?
- I think maths is \_\_\_\_\_ (easy) than geography.
- This shop has got the \_\_\_\_\_ (modern) clothes in the city.

**4 Speak**

**INFORMATION GAP ACTIVITY**

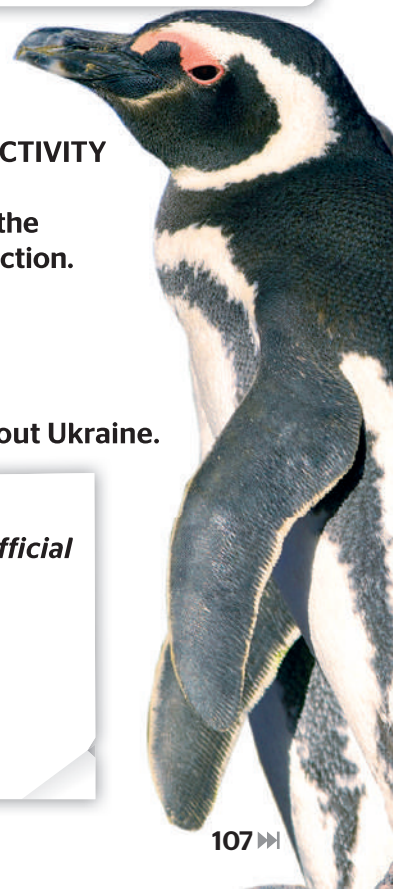
Talk in pairs.

**Students A & B:** Go to the Pair work activities section.

**5 Write**

Write a paragraph about Ukraine.

*I live in...  
 Its population is... and the official language is...  
 The highest mountain is...  
 The longest river is...  
 The capital city is...  
 Other cities are...  
 The most popular sport is...*





**1 Vocabulary**

Listen and number (1-7).



go sightseeing



go on a trip



sunbathe



stay at a hotel



go hiking



do water sports



buy souvenirs

**2 Listen**

A. Listen to Louise talking to her friend Philip on the phone about her holiday in Sicily. Which of the following does she talk about?

- the food  the people  the hotel   
 the weather  water sports  souvenirs




**B. Listen again and choose a or b.**

- Louise spent the first day \_\_\_\_\_.  
 a. at the beach                      b. at the swimming pool
- At the beach, Louise went \_\_\_\_\_.  
 a. swimming and fishing              b. swimming and sailing
- Louise is going to Palermo to do some \_\_\_\_\_.  
 a. sightseeing                      b. shopping
- Louise tried \_\_\_\_\_ and liked it a lot.  
 a. pizza                                  b. fish
- Louise is going to buy Philip \_\_\_\_\_.  
 a. a T-shirt                              b. a cap



### 3 Speak & Write

A. Read the e-mail, look at the pictures and complete the table. Write *yesterday*, *today* or *tomorrow*.



Hi Maria!

Greetings from beautiful Greece! I'm having the perfect holiday here on Crete. We arrived yesterday morning and spent the day on a lovely beach. We swam, sunbathed and did water sports until it got dark. Then we drove to a traditional restaurant in a small village and had a lovely meal. I had moussaka!

Today we're going to visit Knossos. I can't wait! I love sightseeing! I'm also going to buy some souvenirs for my family and you, of course.

Tomorrow we're going to go hiking down the Samaria Gorge. It's going to take us about 5-6 hours! It sounds tiring but we're going to relax on a beach later on.

I'll write back with more news of my trip.

See you in a week,  
Olha

go hiking	
spend the day on the beach	
do water sports	
buy souvenirs	
go sightseeing	
taste Greek food	



B. Talk in pairs. Imagine you are on holiday and your partner calls you. Tell him/her all about your holiday.

- Where are you?
- .....
- When did you arrive?
- .....
- How did you get there?
- .....
- What did you do yesterday?
- .....
- What are you going to do today/tomorrow?
- .....
- When are you going to get back?
- .....

C. Read and say which of the words/phrases in the box refer to the past and which refer to the future. Then use the prompts 1-5 to make sentences.

#### Using tenses

When you write, be careful which tenses you use.

- ▶ Use the Past Simple to describe what you did.
- ▶ Use the Future *be going to* for your future plans.

**in 2014   soon   in two days   two days ago  
yesterday   next week   tomorrow   last Friday**

1. Linda / go hiking / two weeks ago
2. cousins and I / do water sports / tomorrow
3. last summer / we / stay / hotel / on / island
4. Greg and Andrew / buy / souvenirs / yesterday
5. Chris / visit / Spain / soon

D. Imagine you are on holiday. Write an e-mail to a friend telling him/her about it. Use the information from activity B.

*Hi...!  
Greetings from...!  
We're having a fantastic time!  
Yesterday....  
Today....  
Tomorrow....*

**TIP!** After you finish, check your writing.

Check:

- punctuation
- capital letters
- spelling
- word order
- grammar
- vocabulary

## Vocabulary

### A. Match.

- |            |                 |
|------------|-----------------|
| 1. make    | a. souvenirs    |
| 2. do      | b. a fire       |
| 3. travel  | c. by plane     |
| 4. stay    | d. a tent       |
| 5. buy     | e. the ocean    |
| 6. explore | f. at a hotel   |
| 7. go      | g. water sports |
| 8. put up  | h. holiday      |
| 9. go on   | i. sightseeing  |

Score: / 9

### B. Cross out the odd word. Then add one more.

- penguin - river - forest - mountain - \_\_\_\_\_
- hiking - surfing - tiring - skiing - \_\_\_\_\_
- torch - sleeping bag - map - village - \_\_\_\_\_
- ship - trip - coach - train - \_\_\_\_\_

Score: / 8

## Grammar

### C. Complete with *be going to* of the verbs in the box.

leave watch travel not visit walk spend

- Jonathan \_\_\_\_\_ a day in Monterrey during his holiday in Mexico.
- I think they \_\_\_\_\_ to Kyiv by train. They don't like travelling by plane.
- I \_\_\_\_\_ my aunt next Saturday. I'm going to the beach with my friends.
- \_\_\_\_\_ Angie \_\_\_\_\_ to school tomorrow?
- We \_\_\_\_\_ soon. Alice is waiting for us at home.
- \_\_\_\_\_ you \_\_\_\_\_ the horror film on TV tonight?

Score: / 6

### D. Complete the sentences with the comparative or superlative form of the adjectives in brackets.

- Randy goes to work by bus because it's the \_\_\_\_\_ (cheap) way to get there.
- In my country, August is the \_\_\_\_\_ (hot) month of the year.
- Iryna's hair is \_\_\_\_\_ (long) than Tania's.
- I think this is the \_\_\_\_\_ (interesting) DVD in the shop. Let's get it.
- It's \_\_\_\_\_ (warm) today than it was yesterday.
- The garden is \_\_\_\_\_ (beautiful) in the evening than in the morning.
- Nigel is \_\_\_\_\_ (good) than Donald at basketball but I think Greg is the \_\_\_\_\_ (good) player in the team.

Score: / 8

### E. Circle the correct words.

- I like this dress. I 'll buy / going to buy it.
- I went / 'm going to Rihanna's concert tomorrow.
- The new stadium is larger than / from the stadium in my neighbourhood.
- My brother doesn't / won't become an artist. He's not very good at art.
- This is cheapest / the cheapest bag in the shop.
- Don't worry. We 're helping / 'll help you.
- Nazar 's going to have / had a party last Saturday.

Score: / 7

## Communication

### F. Complete the dialogues with the phrases a-f.

- How long are you going to stay there?
- Let me give you a hand.
- Are you going to drive there?
- Don't worry, I'm OK.
- It will be worth it.
- That sounds great.

1.

A: Oops! I'm so sorry, Mrs Wilson!

B: (1) \_\_\_\_\_ Are these all your bags?

A: Yes, they are.

B: (2) \_\_\_\_\_ Where are you going?

A: I'm going camping with my cousins. We're going to Lake Synevyr.

B: (3) \_\_\_\_\_

A: No, we're going to go by bus.

B: Oh, I see. Well, have a nice time!

2.

A: Guess what! I'm going to the USA with my parents!

B: (4) \_\_\_\_\_

A: I know, I can't wait.

B: (5) \_\_\_\_\_

A: For a whole month.

B: Wow! That's a long time.

A: Yeah, it's quite an expensive trip too.

B: (6) \_\_\_\_\_

Score: / 12

TOTAL SCORE: / 50

### Now I can...

- |   |                          |
|---|--------------------------|
| ▶ talk and write about my future plans          | <input type="checkbox"/> |
| ▶ say how I travel                              | <input type="checkbox"/> |
| ▶ make comparisons                              | <input type="checkbox"/> |
| ▶ make predictions and on-the-spot decisions    | <input type="checkbox"/> |
| ▶ give my opinion about adventure sports        | <input type="checkbox"/> |
| ▶ talk about safety rules and camping equipment | <input type="checkbox"/> |
| ▶ say and write about my country                | <input type="checkbox"/> |
| ▶ talk about holidays                           | <input type="checkbox"/> |
| ▶ write an e-mail about my holiday              | <input type="checkbox"/> |



# All about the UK

The UK (United Kingdom) has four countries in it. These are England, Scotland, Wales and Northern Ireland.

## BRITISH CASTLES

The UK is full of very old and beautiful castles that you can visit. One of the most popular is Warwick Castle in England. You can spend a night in a tent there. Then, there is the amazing Edinburgh Castle in Scotland. It is on a very big rock in the middle of the city. It's something else!



## SPORT

Sport is a big part of British culture, especially football – people love to watch and play it. There are lots of famous football teams. *Chelsea*, *Manchester United* and *Liverpool* are some of the biggest. Tennis is also popular, and tennis fans can't wait for the Wimbledon Championships. This competition takes place around June and July every year.



## B. Read the text again and answer the questions.

1. What are the four countries of the UK?
2. Where can people go camping?
3. How many people visit London each year?
4. Which sport is the most popular in the UK?
5. What is in the British dish 'bangers and mash'?



## LONDON

You can't come to the UK and not visit London. Over 9 million people live there, and each year, it welcomes about 20 million tourists. Many want to see the famous sights there, like Big Ben, the Tower of London and St Paul's Cathedral. London has lots of museums too, like the British Museum and the National Gallery.



## BRITISH FOOD

There are lots of traditional British dishes, like fish and chips and bangers and mash – a 'banger' is another name for a sausage and 'mash' is potato! There is also the full English breakfast, and you can eat this any time of the day, not just for breakfast. It has sausages, eggs, tomatoes, mushrooms and bread, and you have it with a cup of tea, of course! It's also called a 'fry-up' and it's yummy!

## Project

### Make a poster!

Choose some of the most interesting things people should know about Ukraine. Find some information and photos to make a poster. Then present it to the class.

# SONG

Complete the song with the words in the box.  
Then listen and check your answers. 

friend world Asia places  
sit trip continents

## Wonderful world

Do you ever (1) \_\_\_\_\_ alone in your room  
And wonder what there is to do?  
Well, my friend, don't worry at all  
The (2) \_\_\_\_\_ is out there waiting just for you!  
Africa! (3) \_\_\_\_\_! Where do you wanna be?  
Pyramids and temples  
There are lots of things to see

So many (4) \_\_\_\_\_  
Full of people, places, and things  
It's a wonderful world out there  
Makes you wanna sing!

Do you want to take an interesting (5) \_\_\_\_\_  
But don't know where to go?  
Well, my (6) \_\_\_\_\_, don't worry at all  
I can tell you about all the (7) \_\_\_\_\_ I know  
Europe! America! Or even Down Under!  
What else is left?  
There's always Antarctica!



**A. Look at the pictures below. Do you know the names of any of these places? Listen, read and check your answers.**



## Things to do in Kyiv

Kyiv is one of the most beautiful European cities and the capital city of Ukraine. It's full of history and culture. It is the perfect place to enjoy a few days of sightseeing.

### Famous sights

Visitors can see the Golden Gates of Kyiv. This was the main gate into the city in the past. They can also see St Michael's Golden-Domed Monastery. It is blue and gold. Of course, a lot of people want to visit Saint Sophia Cathedral and learn about its long history.



### Parks

Kyiv has also got a lot of great parks. One of the best is Khreshchatyi Park. It is not far from the city centre, along the Dnipro River. Visitors can enjoy a walk through the park, go to a concert at the park's theatre and even visit the Kyiv Water Museum there. There's also the National Botanical Garden, full of lovely flowers and trees. And don't miss Mariinskyi Park, where you can rent bicycles, rollerblades or electric scooters.



### Museums

Kyiv is also famous for its museums, like the National Art Museum of Ukraine. Here you can see paintings by the country's most famous artists. For visitors interested in transport, there is the Kyiv Railway Museum and the Ukraine State Aviation Museum.



### Cafés, restaurants and markets

There are also lots of cafés and restaurants in the city centre where people can relax and taste traditional food. And don't miss Bessarabskyi Market in the centre of the city, where you can buy fruit, vegetables and flowers.



Kyiv is an amazing city that you will want to visit again and again!

### B. Read again and answer the questions.

1. How old is Saint Sophia Cathedral?
2. In which park is the Kyiv Water Museum?
3. What can you do in Mariinskyi Park?
4. Where can you see paintings by Ukrainian artists?
5. Where is a good place to go shopping?

### Project

#### Make a flyer!

Find some information about another city/town in Ukraine and choose two of the most interesting places to visit there. Then make a flyer about the city/town and present it to the class.



# III Culture page for Ukraine 2

A. Look at the pictures. Do you know any of these famous Ukrainian foods? Listen, read and check your answers.



## Meals in Ukraine

Ukrainian people love good food and there are lots of great Ukrainian dishes to try!



### Breakfast

Begin the day with a healthy breakfast! Many Ukrainians eat hot cereal with milk. They drink tea or *uzvar* (a drink made from boiled fruit) for breakfast.



### Lunch

Ready for lunch? Try *vareniky*! There are many different kinds of these yummy dumplings, but vegetable, meat and cheese *vareniky* are very popular. Sweet *vareniky* with fruit are great too!



### Dinner

Soups are popular in Ukraine and the most famous dinner soup is *borsch*. There are about thirty different types of this hot vegetable soup. Many people eat *borsch* with potato pancakes. It's great on a cold day!

## Glossary

**breadcrumbs** = very small pieces of bread

### Do you know...?



There are different types of Ukrainian bread for holidays. *Paska* and *babka* are types of sweet bread made for Easter celebrations. At Christmas, Ukrainians make a type of bread called *kalach*.



You can order *chicken Kyiv* in restaurants all over the world! This tasty dish is made from chicken, butter and breadcrumbs. It's delicious! Try it!

### B. Read the text again and write T for True and F for False.

1. Cereal is a popular breakfast in Ukraine.
2. All *vareniky* are sweet.
3. *Borsch* is a cold soup.
4. There are different ways to make *borsch*.
5. *Paska* is made at Easter.
6. You can only get *chicken Kyiv* in Ukraine.

### Project


#### Write a blog!

Write a short blog about your favourite Ukrainian dishes. Write about what they are, when you usually eat them and why you like them. Then present it to the class.



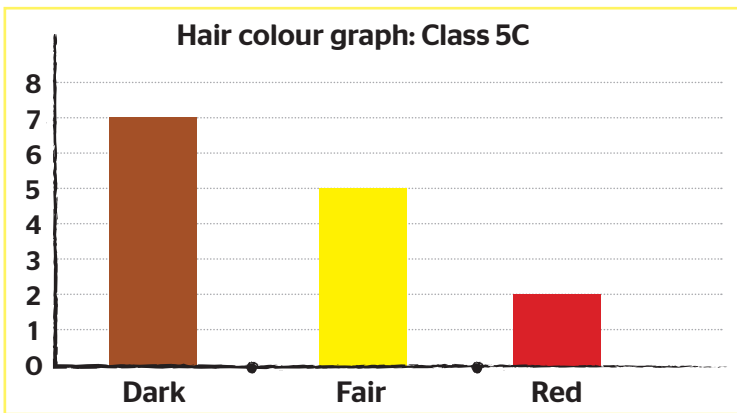
# Bar Graphs

A. Look at the picture of class 5C below. How many students have got dark/fair/red hair? Count and write the results in the table.



HAIR COLOUR	NUMBER OF STUDENTS
Dark	
Fair	
Red	

B. Look at the bar graph about hair colour in class 5C below. Answer the questions 1-3. Choose a or b.

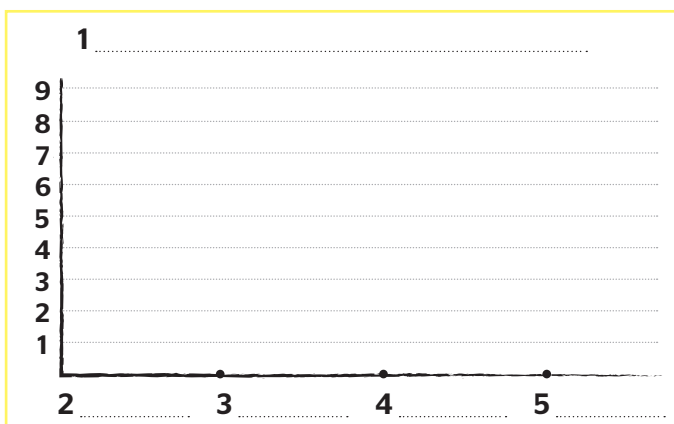


- What do the numbers in blue in the bar graph show?
  - number of students
  - number of different hair colours
- How many students are there in the class?
  - seven
  - fourteen
- Which hair colour have most students got?
  - dark
  - red

C. Look at the table below. It shows information about the students' eye colour in class 5C. Answer the questions 1-4 and make a bar graph with the information.

EYE COLOUR	NUMBER OF STUDENTS
Brown	8
Blue	3
Grey	2
Green	1

- What information does the table give us?
- How many students have got grey eyes?
- How many bars will the bar graph have?
- What information do you need to complete the gaps 1-5? Complete the gaps. Then draw the bars.



## Project

### Complete a questionnaire!

Complete a questionnaire on eye colour in your class. Follow the three stages in the TIP below.

EYE COLOUR	NUMBER OF STUDENTS
Brown	
Blue	
Grey	
Green	

**TIP!** Stage 1: Collect the data.  
 Stage 2: Organise the data.  
 Stage 3: Use the data to create a bar graph.

A. Work in groups of 4-5. Empty out your school bags and pockets and use the magnet to find out what items stick to it.


B. Why do only some of the items stick to the magnet? Listen, read and find out. 

You will need:  
a magnet 

**PUT TWO MAGNETS TOGETHER. WHAT DO THEY DO?**

There are two answers: they stick to each other or they push away from each other.

This is because magnets have two different parts. They've got a magnetic north pole and a magnetic south pole. Two magnets with the same pole - two south poles or two north poles - push away from each other. They do not stick to each other.



Two magnets with different poles - one north and one south - stick to each other.



Lots of things around us are magnetic. Put a magnet near them and they move towards it. Many metals are magnetic, but not all of them are.



**FUN FACT**

Did you know the Earth is a big magnet?



### Project

**Do an experiment!**

Look at the items below. Which ones do you think are magnetic? Tick (✓) the correct circle in the table below. Then, at home, use a magnet to check your answers.







C. Look at the diagrams below and draw arrows to show what the magnets do.

- 

- 


MAGNETIC      NON-MAGNETIC



	<input type="checkbox"/>	<input type="checkbox"/>
	<input type="checkbox"/>	<input type="checkbox"/>
	<input type="checkbox"/>	<input type="checkbox"/>
	<input type="checkbox"/>	<input type="checkbox"/>
	<input type="checkbox"/>	<input type="checkbox"/>
	<input type="checkbox"/>	<input type="checkbox"/>



# Rainbows

**A. Look up the highlighted words in the text in a dictionary.**

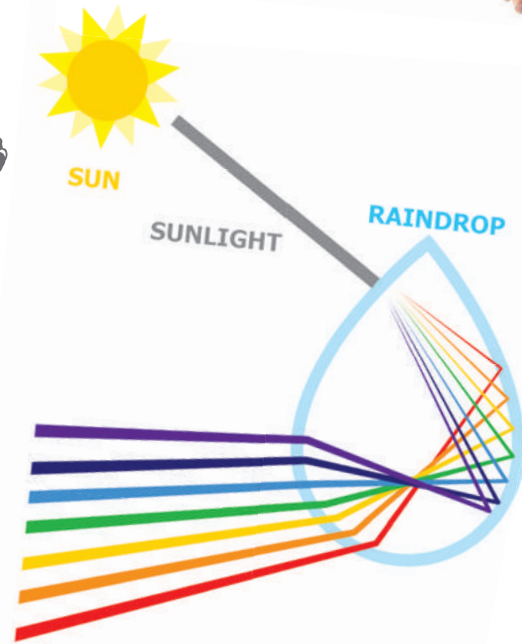
**B. What do you know about rainbows? Why do rainbows appear after it rains? Listen, read and check your answers.**



We can sometimes see rainbows when sunlight and raindrops come together. Sunlight is white light and actually has different colours in it. We don't usually see them because when a **beam** of sunlight comes down to **earth**, the light is white.

When there are raindrops in the air and the beam of sunlight hits them at a specific **angle**, the raindrops **separate** the white light into different colours. That is why we see a rainbow.

We can see seven colours in a rainbow in this order: red, orange, yellow, green, blue, **indigo** and **violet**.



**C. Find the mistakes in the rainbow below.**



## Project

**Do an experiment!**

**You will need:**



a sprayer



sunlight



a plant

1. Fill the sprayer with water.
2. Go outside on a sunny day.
3. Stand with your back to the sun. Have something dark (e.g. a large plant) in front of you.
4. Spray water in the air.



**WHAT DO YOU SEE?**


**A. Which of the following do you think plants need to grow?**  
 Tick (✓) the correct words. Then listen, read the text and check your answers.



water



clouds



insects



air

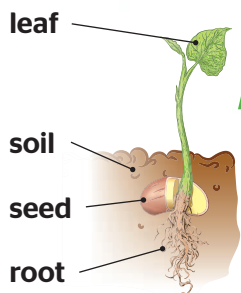


light



rocks

## What do plants need to grow?



Plants, like all living things, need water and food to live. Their roots take water from the soil, but the amazing thing about plants is that they can make their own food. They do this using light from the sun, which they collect through

their leaves. Plant seeds start growing underground, away from the sun. They don't need light, because they don't have leaves and so they can't make food from sunlight yet. They need water and air, which they find in the soil. Without

air, most plants cannot grow. That's why only a few special plants can grow underwater. Plants need light when they get bigger though, and this is why we keep them outside or near a window.

**B. Look at the science experiments below. In each one, some beans are growing in a different environment. Can you guess how they will grow? Match the experiments to the results below.**

**Experiment 1**



water   
 light   
 air

**Experiment 2**



water   
 light   
 air

**Experiment 3**



water   
 light   
 air

**Experiment 4**



water   
 light   
 air

**Result A**



**Result B**



**Result C**



**Result D**



**C. Discuss the following.**

- Do you like growing plants?
- Why / Why not?

**Project**

**Grow a bean plant!**

**You will need:**



Put some water on a paper towel and put it in a dish. Then put the beans on the paper towel. Make sure you keep the paper towel wet. When your beans start to grow, put them in pots of soil. Grow them in your classroom!

Make sure the beans are raw - this means you can't use cooked beans or beans from a can!



# Pair work activities

## 6c Student A

Look at the picture below and ask Student B questions to find out what Dave, Ian, Ryan and Lorna are doing as in the example. Then answer Student B's questions.



- What's Dave doing? Is he taking pictures of the monkeys?  
- No, he isn't. He's...

## 8d Student A

### How much do you know about *North America?*

A. Student B will make sentences about Canada. Read the fact file below and correct him/her if necessary.

- I think Canada is the second largest country in the world.

- That's right! You get one point!

B. Try to make true sentences about the USA using the information given below.

### CANADA

**SIZE:** second largest country in the world

**POPULATION:** about 33 million

**CAPITAL:** Ottawa

**LARGEST LAKE:** Great Bear Lake

**MOST POPULAR SPORT:** ice-hockey



### USA

<b>POPULATION</b>	about 200 million <b>or</b> 300 million
<b>CAPITAL</b>	Washington D.C. <b>or</b> New York
<b>BIGGEST CITY</b>	New York <b>or</b> Washington D.C.
<b>HIGHEST MOUNTAIN</b>	Mount St. Helens <b>or</b> Mount McKinley
<b>MOST POPULAR SPORT</b>	football <b>or</b> baseball

- I think the population of the USA is about 200 million.

- Wrong! It's about 300 million.

# III Pair work activities

## 8d Student B

### How much do you know about *North America?*

A. Try to make true sentences about Canada using the information given below.

**CANADA** 

SIZE	the second <b>or</b> third largest country in world
POPULATION	about 33 million <b>or</b> 53 million
CAPITAL	Montreal <b>or</b> Ottawa
LARGEST LAKE	Great Slave Lake <b>or</b> Great Bear Lake
MOST POPULAR SPORT	ice-hockey <b>or</b> baseball

*- I think Canada is the second largest country in the world.*  
*- That's right! You get one point!*

B. Student A will make sentences about the USA. Read the fact file below and correct him/her if necessary.

*- I think the population of the USA is about 200 million.*  
*- Wrong! It's about 300 million.*

**USA** 


**POPULATION:** about 300 million  
**CAPITAL:** Washington D.C.  
**BIGGEST CITY:** New York  
**HIGHEST MOUNTAIN:** Mount McKinley  
**MOST POPULAR SPORT:** baseball





## 6c Student B

Look at the picture below and answer Student A's questions. Then ask Student A questions to find out what Tonia, Jim, Steve and Paula are doing as in the example.



*- What's Tonia doing? Is she taking pictures of the monkeys?*  
*- No, she isn't. She's ...*



## 2a Memory Game

Talk in pairs.

**Student A:** Look at the pictures for a minute and close your book. Answer Student B's questions.

**Student B:** Ask Student A questions and see how much he/she remembers.



- Has Bella got a pink mobile phone?  
- Yes, she has.

- Has Damon got a camera?  
- No, he hasn't.  
- Have Ian and James got rollerblades?  
- Yes, they have.

## 5b Role Play

Talk in pairs.

**Student A:** Imagine that you are a waiter/waitress at Charlie's Palace. Talk to Student B as in the example and take his/her order.

**Student B:** Imagine that you are at Charlie's Palace and you want to order. Student A is the waiter/waitress. Look at the menu, give him/her your order and talk, as in the example.


- Good afternoon. Can I take your order?  
- Yes, I'd like..., please.  
- Is that all?  
- No, I'd also like..., please.  
- I'm sorry, we haven't got any... Would you like..?  
- Yes please. / No thank you.

Charlie's Palace MENU	
burger	2.50
cheeseburger	3.00
club sandwich	3.50
salad	2.50
pasta	3.50
chips	1.50
chocolate cake	1.75
ice cream	2.00
milkshake	1.75
soft drinks	1.50

## 7a Guessing Game

Talk in pairs. Look at the pictures and ask and answer questions using the prompts.

- Where were Kate and her friend last night?  
- They were at the cinema.  
- Were they scared?  
- Yes, they were.



- Where / Kate and her friend / last night?
- they / scared?



- Where / Adam and Mark / last week?
- they / excited?



- Where / Jill / yesterday morning?
- she / happy?

## Hello

### ► Plural nouns

- We form the plural of most nouns by adding **-s** to the end of the word.  
*book → books      chair → chairs*

### ► a / an

- We use **a** when the next word begins with a consonant sound (s, t, x...).  
*a book      a pencil*
- We use **an** when the next word begins with a vowel sound (a, e, i, o, u).  
*an orange      an apple*

### ► This / That

- We use **this** to point out a person, animal or thing that is close to us.  
*This is a book.*
- We use **that** to point out a person, animal or thing that is far from us.  
*That girl over there is Maria.*

### ► Imperative

- We form the imperative with the base form of the verb. We form the negative form with **don't + base form**.  
*Listen to the CD!      Don't speak!*
- We use the imperative to ask someone to do something. We can use 'please' to be more polite.  
*Open your books, please!*

## Module 1

### ► The verb be

AFFIRMATIVE		NEGATIVE	
full forms	short forms	full forms	short forms
I am	I'm	I am not	I'm not
You are	You're	You are not	You aren't
He is	He's	He is not	He isn't
She is	She's	She is not	She isn't
It is	It's	It is not	It isn't
We are	We're	We are not	We aren't
You are	You're	You are not	You aren't
They are	They're	They are not	They aren't

QUESTIONS	SHORT ANSWERS	
Am I?	Yes, I am.	No, I'm not.
Are you?	Yes, you are.	No, you aren't.
Is he?	Yes, he is.	No, he isn't.
Is she?	Yes, she is.	No, she isn't.
Is it?	Yes, it is.	No, it isn't.
Are we?	Yes, we are.	No, we aren't.
Are you?	Yes, you are.	No, you aren't.
Are they?	Yes, they are.	No, they aren't.

We usually use short forms when we speak and full forms when we write.

### ► Possessive adjectives

PERSONAL PRONOUNS	POSSESSIVE ADJECTIVES
I	my
you	your
he	his
she	her
it	its
we	our
you	your
they	their

- Possessive adjectives go before nouns, without articles.  
*She is my friend.      Her name is Emma.*

### ► Question Words (Who...?, What...?, Where...?, How...?)

- Who...?:** We ask questions about people.  
*Who's that? My friend Kim.*
- What...?:** We ask questions about things, animals and actions.  
*What's your favourite school subject? PE.*
- Where...?:** We ask questions about places.  
*Where are you from? I'm from China.*
- How are you?:** We ask about someone's health or to find out someone's news.  
*How are you? Fine, thanks.*
- How old...?:** We ask about someone's age.  
*How old are you? I'm thirteen years old.*

## Module 2

### ► The verb have got

- We use the verb have got:
- to express possession.  
*I've got a computer.*
  - to describe people, animals and things.  
*Mary has got fair hair.*

AFFIRMATIVE	
full forms	short forms
I have got	I've got
You have got	You've got
He has got	He's got
She has got	She's got
It has got	It's got
We have got	We've got
You have got	You've got
They have got	They've got



NEGATIVE	
full forms	short forms
I have not got	I haven't got
You have not got	You haven't got
He has not got	He hasn't got
She has not got	She hasn't got
It has not got	It hasn't got
We have not got	We haven't got
You have not got	You haven't got
They have not got	They haven't got

QUESTIONS	SHORT ANSWERS	
Have I got?	Yes, I have.	No, I haven't.
Have you got?	Yes, you have.	No, you haven't.
Has he got?	Yes, he has.	No, he hasn't.
Has she got?	Yes, she has.	No, she hasn't.
Has it got?	Yes, it has.	No, it hasn't.
Have we got?	Yes, we have.	No, we haven't.
Have you got?	Yes, you have.	No, you haven't.
Have they got?	Yes, they have.	No, they haven't.

### ► Plural forms

REGULAR NOUNS	
• most nouns take -s (in the plural)	<i>dog</i> → <i>dogs</i> <i>computer</i> → <i>computers</i>
• nouns ending in -s, -ch, -sh, -x, -o, take -es	<i>box</i> → <i>boxes</i> <i>watch</i> → <i>watches</i>
• nouns ending in a consonant + -y, drop the -y and take -ies	<i>country</i> → <i>countries</i> <b>BUT</b> <i>boy</i> → <i>boys</i>
• nouns ending in -f or -fe, take -ves	<i>scarf</i> → <i>scarves</i>

IRREGULAR NOUNS	
man → men	tooth → teeth
woman → women	person → people
child → children	mouse → mice
foot → feet	fish → fish

- Adjectives do not have a plural form.  
*This is an **old** umbrella.* → *These are **old** umbrellas.*

### ► These / Those

- We use **these** to point out people, animals or things that are close to us: *These are my books.*
- We use **those** to point out people, animals, or things that are far from us: *Those boys over there are my friends.*

### ► Possessive Case - Whose...?

- We use **whose** to ask about possession.  
*Whose book is this? It's my book.*
- We use the possessive case to express possession. We form the **possessive case** by adding 's to a singular noun. We add only ' to plural nouns ending in -s.  
*This is Tom's book.*  
*This is my sister's pencil.*  
*My parents' computer is black.*

### ► Let's

To make suggestions we use Let's + the base form of the verb.  
*Let's dance.*

### ► The verb can

AFFIRMATIVE	NEGATIVE
I can dance	I cannot / can't dance
You can dance	You cannot / can't dance
He can dance	He cannot / can't dance
She can dance	She cannot / can't dance
It can dance	It cannot / can't dance
We can dance	We cannot / can't dance
You can dance	You cannot / can't dance
They can dance	They cannot / can't dance

QUESTIONS	SHORT ANSWERS	
Can I dance?	Yes, I can.	No, I can't.
Can you dance?	Yes, you can.	No, you can't.
Can he dance?	Yes, he can.	No, he can't.
Can she dance?	Yes, she can.	No, she can't.
Can it dance?	Yes, it can.	No, it can't.
Can we dance?	Yes, we can.	No, we can't.
Can you dance?	Yes, you can.	No, you can't.
Can they dance?	Yes, they can.	No, they can't.

We use the verb can to express ability: *He can swim.*

## Module 3

### ► Present Simple

AFFIRMATIVE
I / You / We / They speak
He / She / It speaks

We use the **Present Simple** for habits or actions that happen regularly: *I watch TV every day. She plays tennis at the weekend.*

Formation of the 3rd person singular (he / she / it)	
• most verbs take -s	<i>I speak</i> → <i>he speaks</i> <i>I like</i> → <i>he likes</i>
• verbs ending in -ss, -sh, -ch, -x, -o take -es	<i>box</i> → <i>boxes</i> <i>watch</i> → <i>watches</i>
• verbs ending in a consonant + -y, drop the -y and take -ies	<i>I study</i> → <i>he studies</i> <b>BUT</b> <i>I play</i> → <i>it plays</i>

### ► Prepositions of time (at - in - on)

<b>at</b>	six o'clock / half past two noon / night / midday / midnight the weekend(s)
<b>in</b>	the morning / afternoon / evening my free time Saturday
<b>on</b>	Friday morning / afternoon, etc. weekdays

## ► Present Simple

AFFIRMATIVE	NEGATIVE	
	full forms	short forms
I speak	I do not speak	I don't speak
You speak	You do not speak	You don't speak
He speaks	He does not speak	He doesn't speak
She speaks	She does not speak	She doesn't speak
It speaks	It does not speak	It doesn't speak
We speak	We do not speak	We don't speak
You speak	You do not speak	You don't speak
They speak	They do not speak	They don't speak

QUESTIONS	SHORT ANSWERS	
Do I speak?	Yes, I do.	No, I don't.
Do you speak?	Yes, you do.	No, you don't.
Does he speak?	Yes, he does.	No, he doesn't.
Does she speak?	Yes, she does.	No, she doesn't.
Does it speak?	Yes, it does.	No, it doesn't.
Do we speak?	Yes, we do.	No, we don't.
Do you speak?	Yes, you do.	No, you don't.
Do they speak?	Yes, they do.	No, they don't.

**NOTE:** No **-s** in the 3rd person singular after **does / doesn't**.

## ► Present Simple with Wh-questions

- We use **Who, What, Where, When** to ask questions and request information:

*What do you do after school?*

*I go home and play computer games.*

**NOTE:** We use **When** to ask about time (when something happens).

**When do you take the dog for a walk?**  
*Every day after school.*

- Questions which begin with **Do / Does** have a Yes / No answer.  
*Do you go to the cinema at the weekend? Yes. / No.*

## ► Adverbs of frequency

*	***	****	*****	
never	sometimes	often	usually	always

We use **adverbs of frequency** to talk about how often we do something. We place them:

- before** the main verb.  
*John often plays football on Saturdays.*  
*Peter doesn't always have breakfast.*
- after** the verb *be*.  
*Sheryl is never late for school.*

## Module 4

### ► There is / There are

	AFFIRMATIVE		NEGATIVE	
	full forms	short forms	full forms	short forms
singular	There is	There's	There is not	There isn't
plural	There are	×	There are not	There aren't

	QUESTIONS	SHORT ANSWERS	
singular	Is there...?	Yes, there is.	No, there isn't.
plural	Are there...?	Yes, there are.	No, there aren't.

- We use **there is** before singular nouns.  
*There's a bathroom upstairs.*  
*Is there a swimming pool in the palace?*
- We use **there are** before plural nouns.  
*There are ten bedrooms in the castle.*  
*Are there two bins in the classroom?*

### ► Prepositions of place

<b>in</b>	<i>The book is in the bag.</i>
<b>on</b>	<i>The book is on the desk.</i>
<b>under</b>	<i>The cat is under the table.</i>
<b>next to</b>	<i>The pencil is next to the book.</i>
<b>between</b>	<i>The pencil is between the book and the bag.</i>
<b>in front of</b>	<i>The table is in front of the sofa.</i>
<b>behind</b>	<i>The cat is behind the sofa.</i>

### ► a / an, the

- We use **a / an** before singular nouns when we mention them for the first time or when we don't refer to a specific item.  
*There is a lamp in the room. There isn't an armchair in the room.*
- We use **the** with singular or plural nouns when we talk about something or someone in specific.  
*We've got two cars. The black car is my father's.*

### ► Personal Pronouns

SUBJECT PRONOUNS	OBJECT PRONOUNS
I	me
You	you
He	him
She	her
It	it
We	us
You	you
They	them

- We use **object pronouns** as objects of verbs.  
They always go after verbs.  
*This soup is delicious. Taste it!*



## ▶ The verb **can** (permission-requests)

We use **can**:

- to ask for permission: *Mum, can I go out?*
- to give or refuse permission: *Yes, you can. / No, you can't.*
- to make a request: *Can I speak to Paul, please?*

## ▶ Prepositions **with** and **without**

- We use **with + noun**.  
*I play basketball with my brother every weekend.*
- We use **without + noun** or **without + -ing form**.  
*You can't go to the cinema without a ticket.*  
*You can't go to the cinema without having a ticket.*

## ▶ The verb **must**

AFFIRMATIVE	NEGATIVE
I must play	I must not / mustn't play
You must play	You must not / mustn't play
He must play	He must not / mustn't play
She must play	She must not / mustn't play
It must play	It must not / mustn't play
We must play	We must not / mustn't play
You must play	You must not / mustn't play
They must play	They must not / mustn't play

QUESTIONS	SHORT ANSWERS	
Must I play?	Yes, I must.	No, I mustn't.
Must you play?	Yes, you must.	No, you mustn't.
Must he play?	Yes, he must.	No, he mustn't.
Must she play?	Yes, she must.	No, she mustn't.
Must it play?	Yes, it must.	No, it mustn't.
Must we play?	Yes, we must.	No, we mustn't.
Must you play?	Yes, you must.	No, you mustn't.
Must they play?	Yes, they must.	No, they mustn't.

- **Must** expresses obligation.  
*I must do my homework.*
- **Mustn't** expresses prohibition.  
*You mustn't touch the paintings.*

## Module 5

### ▶ **Countable and uncountable nouns**

- **Countable nouns** have both a singular and a plural form and we can count them. We use *a / an* and numbers before countable nouns.  
*a table - two tables*
- **Uncountable nouns** only have a singular form and we cannot count them. We don't use *a / an* or numbers before uncountable nouns.  
*coffee - water - milk*

### ▶ **a(n), some**

- a(n) +** singular countable nouns.
- some +** plural countable nouns.
- some +** uncountable nouns.  
*There's an orange and some ice cream in the fridge.*  
*There are some apples too.*

### ▶ **some - any**

- We use **some** with uncountable and plural countable nouns in affirmative sentences and offers.  
*There are some carrots in the fridge.*  
*Would you like some orange juice?*
- We use **any** with uncountable and plural countable nouns in questions and negative sentences.  
*Is there any milk in the fridge?*  
*There aren't any apples in the fridge.*

### ▶ **Would like**

- We use **Would you like...?** when we offer something.  
*Would you like some lemonade?*
- We use **I would like** or **I'd like** when we ask for something politely.  
*I'd like some water, please.*

### ▶ **How much? / How many?**

- We use **How much...?** with uncountable nouns to ask about the quantity of something.  
*How much water is in the bottle?*
- We use **How many...?** with countable nouns to ask about the number of something.  
*How many students are there in the classroom?*

## Module 6

### ▶ **like / love / enjoy / hate**

- **like / love / enjoy / hate + noun**:  
*I love my family.*  
*Pablo hates basketball.*
- **like / love / enjoy / hate + -ing form**:  
*Maria loves swimming.*  
*I hate doing my homework.*

### ▶ **Present Progressive**

AFFIRMATIVE	
full forms	short forms
I am playing	I'm playing
You are playing	You're playing
He is playing	He's playing
She is playing	She's playing
It is playing	It's playing
We are playing	We're playing
You are playing	You're playing
They are playing	They're playing

NEGATIVE	
full forms	short forms
I am not playing	I'm not playing
You are not playing	You aren't playing
He is not playing	He isn't playing
She is not playing	She isn't playing
It is not playing	It isn't playing
We are not playing	We aren't playing
You are not playing	You aren't playing
They are not playing	They aren't playing

QUESTIONS	SHORT ANSWERS	
Am I playing?	Yes, I am.	No, I'm not.
Are you playing?	Yes, you are.	No, you aren't.
Is he playing?	Yes, he is.	No, he isn't.
Is she playing?	Yes, she is.	No, she isn't.
Is it playing?	Yes, it is.	No, it isn't.
Are we playing?	Yes, we are.	No, we aren't.
Are you playing?	Yes, you are.	No, you aren't.
Are they playing?	Yes, they are.	No, they aren't.

- We use the **Present Progressive** for actions that are happening at the moment of speaking.  
*What is Kelly doing now? She's talking on the phone.*

FORMATION OF <b>-ing</b>	
• most verbs take <b>-ing</b>	<i>talk → talking</i>
• verbs ending in <b>-e</b> , drop the <b>-e</b> before the <b>-ing</b>	<i>come → coming</i>
• verbs with one syllable ending in one vowel + one consonant, double the consonant before the <b>-ing</b>	<i>stop → stopping</i>
• verbs with two or more syllables ending in one stressed vowel + one consonant, double the consonant before the <b>-ing</b>	<i>begin → beginning</i> <b>BUT</b> <i>happen → happening</i>
• verbs ending in one vowel + <b>-l</b> , double the <b>-l</b> before the <b>-ing</b>	<i>travel → travelling</i>
• verbs ending in <b>-ie</b> , change <b>-ie</b> to <b>-y</b> before the <b>-ing</b>	<i>lie → lying</i>

### ▶ **Why? / Because...**

- We use **why** to ask about the reason why something happens.
- We use **because** to give the reason why something happens.  
*Why do you like karaoke? Because it's fun.*

### ▶ **Present Progressive vs Present Simple**

- We use the **Present Progressive** for actions that are happening at the moment of speaking.  
*John is watching TV now.*  
*Listen! She is playing the piano.*
- We use the **Present Simple** for habits, repeated actions and permanent states.  
*John watches TV at the weekend.*  
*He plays the piano every day.*

TIME EXPRESSIONS	
Present Progressive	Present Simple
now, at the moment	usually, always, often, etc. every day / week, etc. in the afternoons / summer, etc. on Mondays, at the weekend, etc.

## Module 7

### ▶ **Past Simple of the verb *be***

- We use the **Past Simple** to talk about past actions, states or situations: *Yesterday we visited a museum. It was great!*

AFFIRMATIVE	NEGATIVE	
	full forms	short forms
I was	I was not	I wasn't
You were	You were not	You weren't
He was	He was not	He wasn't
She was	She was not	She wasn't
It was	It was not	It wasn't
We were	We were not	We weren't
You were	You were not	You weren't
They were	They were not	They weren't

QUESTIONS	SHORT ANSWERS	
Was I?	Yes, I was.	No, I wasn't.
Were you?	Yes, you were.	No, you weren't.
Was he?	Yes, he was.	No, he wasn't.
Was she?	Yes, she was.	No, she wasn't.
Was it?	Yes, it was.	No, it wasn't.
Were we?	Yes, we were.	No, we weren't.
Were you?	Yes, you were.	No, you weren't.
Were they?	Yes, they were.	No, they weren't.

### ▶ **There was / There were**

AFFIRMATIVE	NEGATIVE	QUESTIONS	SHORT ANSWERS
There was	There wasn't	Was there?	Yes, there was. No, there wasn't.
There were	There weren't	Were there?	Yes, there were. No, there weren't.

### ▶ **Past Simple of regular verbs (Affirmative)**

AFFIRMATIVE	
I / He / She / It / We / You / They played	
SPELLING	
• most verbs take <b>-ed</b>	<i>talk → talked</i>
• verbs ending in <b>-e</b> , take only <b>-d</b>	<i>dance → danced</i>
• verbs ending in a consonant + <b>-y</b> , take <b>-ied</b>	<i>try → tried</i> <b>BUT</b> <i>play → played</i>
• verbs with one syllable ending in one vowel + one consonant, double the consonant before the <b>-ed</b>	<i>stop → stopped</i>
• verbs with two or more syllables ending in a stressed vowel + one consonant, double the consonant before the <b>-ed</b>	<i>prefer → preferred</i> <b>BUT</b> <i>happen → happened</i>
• verbs ending in one vowel + <b>-l</b> , double the <b>-l</b> before the <b>-ed</b>	<i>travel → travelled</i> <b>BUT</b> <i>sail → sailed</i>



## ► Past Simple of irregular verbs (Affirmative)

AFFIRMATIVE	
I	went
He / She / It	went
We / You / They	went

Irregular verbs don't take *-ed* in the Past Simple.

**NOTE:** Look at the list of irregular verbs on page 128.

TIME EXPRESSIONS
yesterday / yesterday morning, etc.
last night / week / weekend / month / year
last Wednesday / Friday, etc.
last summer / winter, etc.
two days / a week / three months / five years ago
in + years

## ► Past Simple

AFFIRMATIVE	NEGATIVE	
	full forms	short forms
I played / ate	I did not play / eat	I didn't play / eat
You played / ate	You did not play / eat	You didn't play / eat
He played / ate	He did not play / eat	He didn't play / eat
She played / ate	She did not play / eat	She didn't play / eat
It played / ate	It did not play / eat	It didn't play / eat
We played / ate	We did not play / eat	We didn't play / eat
You played / ate	You did not play / eat	You didn't play / eat
They played / ate	They did not play / eat	They didn't play / eat

QUESTIONS	SHORT ANSWERS	
Did I play / eat?	Yes, I did.	No, I didn't.
Did you play / eat?	Yes, you did.	No, you didn't.
Did he play / eat?	Yes, he did.	No, he didn't.
Did she play / eat?	Yes, she did.	No, she didn't.
Did it play / eat?	Yes, it did.	No, it didn't.
Did we play / eat?	Yes, we did.	No, we didn't.
Did you play / eat?	Yes, you did.	No, you didn't.
Did they play / eat?	Yes, they did.	No, they didn't.

## Module 8

### ► Future *be going to*

AFFIRMATIVE	
full forms	short forms
I am going to play	I'm going to play
You are going to play	You're going to play
He is going to play	He's going to play
She is going to play	She's going to play
It is going to play	It's going to play
We are going to play	We're going to play
You are going to play	You're going to play
They are going to play	They're going to play

NEGATIVE	
full forms	short forms
I am not going to play	I'm not going to play
You are not going to play	You aren't going to play
He is not going to play	He isn't going to play
She is not going to play	She isn't going to play
It is not going to play	It isn't going to play
We are not going to play	We aren't going to play
You are not going to play	You aren't going to play
They are not going to play	They aren't going to play

QUESTIONS	SHORT ANSWERS	
Am I going to play?	Yes, I am.	No, I'm not.
Are you going to play?	Yes, you are.	No, you aren't.
Is he going to play?	Yes, he is.	No, he isn't.
Is she going to play?	Yes, she is.	No, she isn't.
Is it going to play?	Yes, it is.	No, it isn't.
Are we going to play?	Yes, we are.	No, we aren't.
Are you going to play?	Yes, you are.	No, you aren't.
Are they going to play?	Yes, they are.	No, they aren't.

TIME EXPRESSIONS
tomorrow / tonight
next month / year / week / Tuesday, etc.
in an hour / year, etc.
soon

- We use the **Future *be going to*** to express future plans and predictions.

*Dennis is going to buy a car next week.*

*It's going to rain. Look at the clouds!*

**NOTE:** It isn't necessary to say or write **to go** with the Future ***be going to***.

*Ted's going (to go) swimming next weekend.*

### ► Present Progressive with future meaning

- We can use the **Present Progressive** to talk about future arrangements.

*We are having a party next Saturday.*

### ► Future *will*

AFFIRMATIVE	
full forms	short forms
I will play	I'll play
You will play	You'll play
He will play	He'll play
She will play	She'll play
It will play	It'll play
We will play	We'll play
You will play	You'll play
They will play	They'll play

NEGATIVE	
full forms	short forms
I will not play	I won't play
You will not play	You won't play
He will not play	He won't play
She will not play	She won't play
It will not play	It won't play
We will not play	We won't play
You will not play	You won't play
They will not play	They won't play

QUESTIONS	SHORT ANSWERS	
Will I play?	Yes, I will.	No, I won't.
Will you play?	Yes, you will.	No, you won't.
Will he play?	Yes, he will.	No, he won't.
Will she play?	Yes, she will.	No, she won't.
Will it play?	Yes, it will.	No, it won't.
Will we play?	Yes, we will.	No, we won't.
Will you play?	Yes, you will.	No, you won't.
Will they play?	Yes, they will.	No, they won't.

- We use the **Future will** for predictions and on-the-spot decisions.

*I think it will rain tomorrow.*

*Don't worry. I'll come shopping with you.*

## ▶ Comparative and Superlative Forms

- We use the **comparative** of adjectives when we compare two people, animals or things.
- We use the **superlative** of adjectives when we compare one person, animal or thing with several of the same kind.

FORMATION			
<b>Comparative</b>			
adjective + <b>-er</b>	<b>+ than</b>	<i>John is older than Peter.</i>	
<b>more</b> + adjective		<i>My watch is more expensive than Diana's.</i>	
<b>Superlative</b>			
<b>the +</b>	adjective + <b>-est</b>	<b>+ of / in</b>	<i>John is the tallest boy in his class.</i>
	<b>most</b> + adjective		<i>This watch is the most expensive of all.</i>

- All one-syllable and most two syllable adjectives take **-er / -est**:  
*clean* → *cleaner* → *the cleanest*  
*clever* → *cleverer* → *the cleverest*
- One-syllable adjectives ending in **-e**, take **-r / -st**:  
*nice* → *nicer* → *the nicest*
- One-syllable adjectives ending in one vowel + one consonant, double the consonant before the **-er / -est**:  
*hot* → *hotter* → *the hottest*
- Adjectives ending in a consonant + **-y**, drop the **-y** and take **-ier / -iest**:  
*easy* → *easier* → *the easiest*
- Adjectives with three or more syllables and some two-syllable adjectives take **more + adjective / most + adjective**:  
*expensive* → *more expensive* → *the most expensive*  
*careful* → *more careful* → *the most careful*

## IRREGULAR COMPARATIVES AND SUPERLATIVES

positive form	comparative form	superlative form
good	better	the best
bad	worse	the worst
many / much	more	the most

## IRREGULAR VERBS

Base Form	Past Simple	Base Form	Past Simple
be	was / were	lose	lost
become	became	make	made
begin	began	meet	met
break	broke	put	put
buy	bought	read	read
come	came	ride	rode
do	did	run	ran
drive	drove	say	said
eat	ate	see	saw
fall	fell	send	sent
find	found	sit	sat
forget	forgot	sleep	slept
get	got	spend	spent
give	gave	swim	swam
go	went	take	took
hang	hung	tell	told
have	had	wear	wore
know	knew	win	won
leave	left	write	wrote





## In class

### How to learn better in class

- Look at your teacher and the board and take notes.
- Listen carefully to your teacher and the CD.
- Ask your teacher when you don't understand.
- Speak in English as much as possible.
- Take part in pair and group work activities.

## Outside the class

### How to learn better outside the class

- Read the dialogues and texts from your book and listen to your CD.
- Read the dialogues and texts aloud and sometimes record yourself.
- Study the vocabulary and grammar and then do your homework.
- Read texts from English magazines and newspapers.
- Read English websites.
- Listen to English songs.
- Watch English TV programmes and DVDs.

## Vocabulary

### How to learn vocabulary better

- Write down new words in a notebook. Together with the English word:
  - write the translation in your language,
  - write an example sentence,
  - draw or stick a picture.
- Put words in groups or use diagrams.
- Learn phrases (e.g. verb+noun) not just single words.
- When you learn new words, you must remember if they are verbs, nouns, adjectives, etc.
- Refer to the Word List.
- Practise the spelling and pronunciation of new words.
- Look up unknown words in a dictionary.
- Regularly revise words you have learnt.
- Try to use words you have learnt when you speak or write.

## Grammar

### How to learn grammar better

- Refer to the Grammar Reference.
- Use grammar tables.
- Have a grammar notebook.  
In it write:
  - tips and/or rules in your language,
  - example sentences,
  - important grammatical points  
e.g. irregular verbs.
- Write down grammatical errors that you often make in a notebook.

## Speak

### How to do better when doing speaking tasks

- Look at the example in the speaking tasks.
- Use the prompts in the speaking tasks.
- Use the language you have learnt.
- Don't be afraid to make mistakes when you speak.
- Speak only in English.

## Read

### How to do better when doing reading tasks

- Before you read, look at the pictures in the text and try to guess what the text is about.
- Look for key words in the text to understand the main ideas.
- Try to guess the meaning of unknown words.
- Read the text quickly to understand the main idea.
- Read the text carefully to understand specific details.
- Decide in which part of the text you can find the information you need.

## Listen

### How to do better when doing listening tasks

- Before you listen, look at the pictures and read the questions and answers carefully.
- Before you listen, try to guess what the speakers are going to talk about.
- Before you listen, try to guess what kind of information is missing.
- While listening, try to understand the general idea, not every single word.
- While listening, don't think that an answer is correct just because a speaker says a word that is in the activity. Listen carefully before you answer.

## Write

### How to do better when doing writing tasks


- Make sure you understand what you have to write.
- Plan your writing and make notes before you write.
- Join your ideas with **and** and **but**.
- Use pronouns (he, she, it, them, etc.) to not repeat the same words.
- Write neatly.
- After you finish, check your writing. Check punctuation and capital letters, word order, spelling, linking words, grammar and vocabulary.



## step 1

**BRAINSTORM**

- Think of the topic carefully and create a mind map to collect ideas or words about the topic.



## step 2

**PLAN**

- Decide which of the ideas in **Step 1** you would like to include in your project and make a plan to use as a general guide.

## step 3

**RESEARCH**

- Find some information on the topic. Read books, use the Internet, watch videos or documentaries or even visit a museum.
- Write down key words and important information you have found. Remember: you mustn't copy the information. Use your own words to summarise the ideas.

## step 4

**CREATE**

- When you have collected all the information, start working on your project.
- Make your project interesting. Think of a title and find pictures or draw your own.
- You can also write words below the pictures that describe them.

## step 5

**PROOFREAD**

- After you finish, check your work for mistakes.
- Make sure you have included all the information and ideas you chose in your project.
- Check your spelling, grammar, vocabulary, etc.

## step 6

**PRESENT**

A presentation has **3 stages**:

**Stage 1: Before the presentation**

- Practise presenting your work in front of a mirror or to a friend. This will help you feel more confident.

**Stage 2: During the presentation**

- First, introduce the topic. (*I would like to talk about... / I am going to talk about...*)
- Use short and simple sentences.
- Speak clearly and confidently.
- Smile at your classmates and look at them.

**Stage 3: After the presentation**

- Ask your classmates if they have any questions and try to answer their questions. (*Any questions?*)
- Don't forget to thank them. (*Thank you for your attention.*)



Use the following checklist with the things you need to do. Tick (✓) the boxes when you do them.

**Project checklist**

- mind map
- plan
- research
- key words
- paragraph/text
- title
- pictures with descriptions
- checking
- presentation practice



**HELLO**

**and** /ænd/ та, й  
**apple** /'æp.əl/ яблуко  
**boy** /bɔɪ/ хлопчик  
**classmate** /'kla:s.meɪt/ однокласник, однокласниця  
**door** /dɔːr/ двері  
**first name** /'fɜːst.neɪm/ ім'я  
**friend** /frend/ друг, подруга  
**girl** /gɜːl/ дівчинка  
**here** /hɪər/ тут  
**man** /mæn/ чоловік  
**orange** /'ɒr.ɪndʒ/ апельсин  
**school** /sku:l/ школа  
**student** /'stjuː.dənt/ учень, учениця  
**surname** /'sɜː.neɪm/ прізвище  
**teacher** /'tiː.tʃər/ вчитель  
**there** /ðeər/ там  
**umbrella** /ʌm'brel.ə/ парасолька  
**window** /'wɪn.dəʊ/ вікно  
**woman** /'wʊm.ən/ жінка

**Classroom objects -****Шкільне приладдя**

**bag** /bæg/ портфель  
**bin** /bɪn/ кошик для сміття  
**board** /bɔːd/ дошка  
**book** /bʊk/ книжка  
**chair** /tʃeər/ стілець  
**computer** /kəm'pjʊː.tər/ комп'ютер  
**desk** /desk/ парти  
**pen** /pen/ ручка  
**pencil** /'pen.səl/ олівець  
**pencil case** /'pen.səl.keɪs/ пенал  
**rubber** /'rʌb.ər/ ластик, гумка  
**ruler** /'ruː.lər/ лінійка  
**sharpener** /'ʃɑː.rəp.ən/ підстругачка для олівців

**Numbers 0-100 - Числа від 0 до 100****Colours - Кольори**

**black** /blæk/ чорний  
**blue** /bluː/ блакитний  
**brown** /braʊn/ коричневий  
**green** /griːn/ зелений  
**grey** /greɪ/ сірий  
**orange** /'ɒr.ɪndʒ/ помаранчевий  
**pink** /pɪŋk/ рожевий  
**purple** /'pɜː.pəl/ фіолетовий

**red** /red/ червоний  
**white** /waɪt/ білий  
**yellow** /'jel.əʊ/ жовтий

**Family - Сім'я**

**baby** /'beɪ.bi/ немовля  
**brother** /'brʌð.ər/ брат  
**father, dad** /'faː.ðər/, /dæd/ тато, татусь  
**grandfather** /'græn.faː.ðər/ дідусь  
**grandmother** /'græn.mʌð.ər/ бабуся  
**grandparents** /'græn.peə.rənt/ дідусь та бабуся  
**mother, mum** /'mʌð.ər/, /mʌm/ мама, матуся  
**parents** /'peə.rənts/ батьки  
**sister** /'sɪs.tər/ сестра

**Countries - Nationalities****Країни - Національності**

**Australia** /ə'streɪ.li.ə/ Австралія  
**Australian** /ə'streɪ.li.ən/ австралієць (-йка)  
**Canada** /'kæn.ə.də/ Канада  
**Canadian** /kə'neɪ.di.ən/ канадець (-ка)  
**Ireland** /'aɪə.lənd/ Ірландія  
**Irish** /'aɪə.rɪʃ/ ірландець (-ка)  
**New Zealand** /'njuː.'ziː.lənd/ Нова Зеландія  
**New Zealander** /'njuː.'ziː.lən.dər/ новозеландець (-ка),  
**South Africa** /saʊθ 'æf.rɪ.kə/ Південна Африка  
**South African** /saʊθ 'æf.rɪ.kən/  
 південноафриканець (-ка)  
**UK** /juː'keɪ/ Сполучене Королівство  
**British** /'brɪt.ɪʃ/ британець (-ка)  
**USA** /juː.'es.eɪ/ США  
**American** /ə'mer.ɪ.kən/ американець (-ка)

**Phrases - Вислови****Can you repeat that, please?**

Чи не могли б Ви повторити, будь ласка?

**Close your books.** Згорніть підручники.

**Hello** /he'ləʊ/ Вітаю!

**Hi** /haɪ/ Привіт!

**How do you say... in English?**

Як сказати ... англійською?

**How do you spell...?** Як пишеться ... ?

**How old are you? / I'm... (years old)**

Скільки тобі років? / Мені ... (років)

**I don't understand.** Я не розумію.

**Listen...** Послухайте...

**Look at the board.** Подивіться на дошку.

**Open your books.** Розгорніть підручники.

**Read the text.** Прочитай(те) текст.

**Sit down** Сідай(те).

**Speak...** Говори(їть)...

**Stand up.** Встань(те).

**Talk in pairs.** Поговоріть у парах.

**What colour is...?** Якого кольору ... ?

**What does this word mean?**

Що означає це слово?

**What's your name? I'm... / My name's...**

Як тебе звати? / Мене звати...

**What's your phone number?**

Який у тебе номер телефону?

**Write...** Напиши(їть)...

**Yes, of course.** Так, авжеж.

## WHO ARE YOU?

### 1a

**but** /bʌt/ але

**new** /nju:/ новий

**thanks** /θæŋks/ дякую

**too** /tu:/ також

## Countries - Nationalities -

### Країни - Національності

**Brazil** /brə'zɪl/ Бразилія

**Brazilian** /brə'zɪl.jən/ бразилець (-їйка)

**China** /tʃaɪ.nə/ Китай

**Chinese** /tʃaɪ'niːz/ китаєць, китаянка

**England** /'ɪŋ.glənd/ Англія

**English** /'ɪŋ.glɪʃ/ англієць, англійка

**France** /fraːns/ Франція

**French** /frentʃ/ француз, французженка

**Greece** /griːs/ Греція

**Greek** /griːk/ грек, гречанка

**Hungary** /'hʌŋ.gər.i/ Угорщина

**Hungarian** /'hʌŋ'geə.rɪ.ən/ угорець, угорка

**Italy** /'ɪt.əl.i/ Італія

**Italian** /'ɪt.əl.jən/ італієць, італійка

**Mexico** /'mek.sɪ.kəʊ/ Мексика

**Mexican** /'mek.sɪ.kən/ мексиканець (-ка)

**Poland** /'pəʊ.lənd/ Польща

**Polish** /'pəʊ.lɪʃ/ поляк, полячка

**Spain** /speɪn/ Іспанія

**Spanish** /'spæɪn.ɪʃ/ іспанець, іспанка

**Ukraine** /ju:'kreɪn/ Україна

**Ukrainian** /ju:'kreɪ.ni.ən/ українець (-ка)

## Phrases - Вислови

**And you?** А в тебе?

**(I'm) fine.** У мене все добре.

**How are you?** Як справи?

**I'm from...** Я з...

**I live in...** Я живу в...

**Nice to meet you.** Приємно познайомитися.

**Not bad.** Непогано.

**Really?** Справді?

**This is...** Це...

**Where are you from?** Звідки ти родом?

### 1b

**aunt** /ɑːnt/ тітка

**come** /kʌm/ приїхати

**cousin** /'kʌz.ən/ двоюрідний брат, сестра

**great** /greɪt/ чудово

**pizza** /'pɪt.sə/ піца

**restaurant** /'res.trɒnt/ ресторан

**uncle** /'ʌŋ.kəl/ дядько

**welcome** /'wel.kəm/ ласкаво просимо

## Jobs - Професії

**actor, actress** /'ækt.tər/, /'ækt.trəs/ актор, акторка

**bus driver** /'bʌs draɪ.vər/ водій (-ка) автобусу

**chef** /ʃef/ шеф-кухар (-ка)

**delivery person** /dɪ'lɪv.ər.i ˌpɜː.sən/ кур'єр (-ка)

**doctor** /'dɒkt.tər/ лікар (-ка)

**nurse** /nɜːs/ медсестра, медбрат

**police officer** /pə'liːs ˌpɒl.ɪ.sər/

працівник (-ця) поліції

**secretary** /'sek.rə.tər.i/ секретар (-ка)

**shop assistant** /'ʃɒp ə'sɪs.tənt/ продавець (-чиня)

**taxi driver** /'tæksɪ draɪ.vər/ водій (-ка) таксі

**waiter** / waitress /'weɪ.tər/, /'weɪ.trəs/

офіціант, офіціантка

### 1c

**clock** /klɒk/ годинник

**sorry** /'sɒr.i/ вибач(те)

**today** /tə'deɪ/ сьогодні

## Time - Час

**a quarter to** /ə 'kwɔːtə tu / за чверть до

**a quarter past** /ə 'kwɔːtə paːst/ чверть на

**a.m.** /eɪ'em/ години від півночі до полудня

**half past** /hɑːf paːst / о пів на

**midday** /'mɪd'deɪ/ полудень, 12 година дня



**midnight** /'mɪd.naɪt/ *опівніч, 12 година ночі*  
**noon** /nu:n/ *полудень*  
**o'clock** /ə'klɒk/ *прислівник для позначення часу на годиннику*  
**p.m.** /,pi:'em/ *години від полудня до півночі*

## Days of the week - Дні тижня

**Monday** /'mʌn.deɪ/ *понеділок*  
**Tuesday** /'tʃu:z.deɪ/ *вівторок*  
**Wednesday** /'wenz.deɪ/ *середя*  
**Thursday** /'θɜ:z.deɪ/ *четвер*  
**Friday** /'fraɪ.deɪ/ *п'ятниця*  
**Saturday** /'sæt.ə.deɪ/ *субота*  
**Sunday** /'sʌn.deɪ/ *неділя*

## Phrases - Вислови

**Good afternoon** *Добрий день!*  
**Good evening** *Добрий вечір!*  
**Good night** *На добраніч!*  
**Goodbye / Bye** *До зустрічі! / Прощай!*  
**What day is it?** *Який сьогодні день?*  
**What's the time?** *Котра година зараз?*

## 1d

**also** /'ɔ:l.səʊ/ *також*  
**band** /bænd/ *гурт*  
**be crazy about** *обожнювати щось, когось*  
**drummer** /'drʌm.ər/ *ударник, барабанщик*  
**famous** /'feɪ.məs/ *відомий*  
**favourite** /'feɪ.vər.ɪt/ *улюблений*  
**like** /laɪk/ *подобатися*  
**meet** /mi:t/ *зустрічати*  
**play** /pleɪ/ *грати*  
**rapper** /'ræp.ər/ *репер*  
**(lead) singer** /,li:d 'sɪŋ.ər/ *провідний співак гурту*  
**song** /sɒŋ/ *пісня*  
**very** /'ver.i/ *дуже*

## Musical instruments - Музичні інструменти

**drums** /drʌmz/ *барабани*  
**guitar** /gɪ'tɑ:r/ *гітара*  
**keyboard** /'ki:.bɔ:d/ *клавішний музичний інструмент*  
**piano** /pi'æp.nəʊ/ *фортепіано*  
**violin** /,vaɪə'lɪn/ *скрипка*

## Kinds of music - Види музики

**hip hop** /'hɪp.hɒp/ *хіп-хоп*  
**jazz** /dʒæz/ *джаз*  
**pop** /pɒp/ *поп-музика*  
**rock** /rɒk/ *рок-музика*

## Phrases - Вислови

**What's your favourite kind of music?**  
*Який твій/Ваш улюблений вид музики?*  
**Who...? Хто ... ?**

## 1e

**age** /eɪdʒ/ *вік*  
**be good at** /bi: gʊd ət/ *бути вправним у (чомусь)*

## Titles - Звернення

**Miss** /mɪs/ *Міс (молода дівчина або незаміжня жінка)*  
**Mr** /'mɪs.tər/ *Містер (чоловік)*  
**Mrs** /'mɪs.ɪz/ *Місіс (заміжня жінка)*  
**Ms** /mɪz/ *Міс (жінка, чий сімейний стан невідомий)*

## School subjects - Шкільні предмети

**art** /ɑ:t/ *мистецтво*  
**English** /'ɪŋ.glɪʃ/ *англійська мова*  
**geography** /dʒɪ'ɒɡ.rə.fi/ *географія*  
**history** /'hɪs.tər.i/ *історія*  
**maths** /mæθs/ *математика*  
**music** /'mju:zɪk/ *музика*  
**PE** /,pi:'i:/ *фізкультура*  
**science** /'saɪ.əns/ *природознавство*

## ME AND MINE

### 2a

**bike** /baɪk/ *велосипед*  
**camera** /'kæm.rə/ *фотоапарат*  
**cap** /kæp/ *кепка*  
**computer game** /kəm'pjʊ:.tə ɡeɪm/ *комп'ютерна гра*  
**cool** /ku:l/ *файний, класний*  
**game console** /ɡeɪm ˌkɒn.səʊl/ *ігрова приставка*  
**mobile phone** /,məʊ.baɪl 'fəʊn/ *мобільний телефон*  
**modern** /'mɒd.ən/ *сучасний*  
**nice** /naɪs/ *гарний*  
**party** /'pa:ti/ *вечірка*  
**power bank** /'paʊə ˌbæŋk/ *портативний зарядний пристрій*  
**rollerblades** /'rɒl.lə.bleɪdz/ *ролики*  
**skateboard** /'skeɪt.bɔ:d/ *скейтборд*  
**smartwatch** /'smɑ:t.wɒtʃ/ *розумний годинник*  
**sunglasses** /'sʌŋɡləs:ɪz/ *сонцезахисні окуляри*  
**thing** /θɪŋ/ *рiч, предмет*  
**wireless headphones** /'waɪə.ləs 'hed.fəʊnz/ *бездротові навушники*

**Phrases - Вислови****Are you sure?** *Ти впевнений?***Look!** *Поглянь!***Wait!** *Зачекай!***2b****a lot of** /ə 'lɒt .əv/ *багато***beautiful** /'bjʊ:.tɪ.fəl/ *красивий***child - children** /tʃaɪld/ - /'tʃɪl.drən/ *дитина - діти***colourful** /'kʌl.ə.fəl/ *кольоровий, різнобарвний***film** /fɪlm/ *фільм***fish - fish** /fɪʃ/ *риба - риби***love** /lʌv/ *любити***man - men** /mæn/ - /men/ *чоловік - чоловіки***old** /əʊld/ *старий***person - people** /'pɜ:.sən/ - /'pi:.pəl/ *людина - люди***present** /'prez.ənt/ *подарунок***trendy** /'tren.di/ *модний, в тренді***wardrobe** /'wɔ:.drəʊb/ *гардероб***watch - watches** /wɒtʃ/ - /wɒtʃɪz/*наручний годинник (одн.) - наручні годинники (мн.)***woman - women** /'wʊm.ən/ - /'wɪm.ɪn/*жінка - жінки***Clothes and accessories -****Одяг та аксесуари****belt** /belt/ *пояс***boots** /bu:ts/ *черевики***dress** /dres/ *сукня***hoody** /'hʊd.i/ *свєтр із капюшоном, худі***jacket** /'dʒæk.ɪt/ *жакет, куртка***jeans** /dʒi:nz/ *джинси***jumper** /'dʒʌm.pər/ *свєтр, джемпер***leggings** /'leg.ɪŋz/ *лосини, легінси***scarf** /ska:f/ *шарф***shoes** /ʃu:z/ *взуття, туфлі***skirt** /skɜ:t/ *спідниця***T-shirt** /'ti:ʃɜ:t/ *футболка***trainers** /'treɪnə(r)s/ *кросівки***trousers** /'traʊ.zəz/ *штани***2c****big** /bɪg/ *великий***call** /kɔ:l/ *дзвонити***house** /haʊs/ *будинок***small** /smɔ:l/ *маленький***tail** /teɪl/ *хвіст***very much** /'ver.i .mʌtʃ/ *дуже***wing** /wɪŋ/ *крило***Parts of the body - Частини тіла****arm** /ɑ:m/ *рука (від зап'ястка до плеча)***ear** /ɪər/ *вухо***eye** /aɪ/ *око***face** /feɪs/ *обличчя***foot - feet** /fʊt/ - /fi:t/ *стопа - стопи***hand** /hænd/ *рука (кисть)***head** /hed/ *голова***leg** /leg/ *нога***mouth** /maʊθ/ *рот***nose** /nəʊz/ *ніс***tooth - teeth** /tu:θ/ - /ti:θ/ *зуб - зуби***Pets - Домашні улюбленці****cat** /kæt/ *кішка, кіт***dog** /dɒg/ *собака***parrot** /'pær.ət/ *папуга***rabbit** /'ræb.ɪt/ *кролик***snake** /sneɪk/ *змія***spider** /'spaɪ.dər/ *павук***Phrases - Вислови****Come on!** *Нумо! Давай!***I don't know.** *Я не знаю.***I think...** *Я вважаю...***Let's...** *Давай...***No problem.** *Без проблем./ Не питання.***Of course not.** *Звичайно, що ні.***Thank you.** *Дякую.***That's all right.** *Все добре.***Well, ...** *Добре, ...***2d****come back** /kʌm 'bæk/ *повертатися***cook (v)** /kʊk/ *готувати (їжу)***dance** /da:ns/ *танцювати***dancer** /'da:n.sər/ *танцюрист***do** /du:/ *робити (щось)***draw** /drɔ:/ *малювати олівцями або ручкою***fantastic** /fæn'tæs.tɪk/ *чудовий, надзвичайний, неймовірний***play a musical instrument** /'ɪn.strə.mənt/*грати на музичному інструменті***ride a bike** /raɪd ə baɪk/ *їздити на велосипеді***ride a horse** /raɪd ə hɔ:s/ *їздити верхи*



**sing** /sɪŋ/ *співати*  
**skateboard (v)** /'skeɪt.bɔ:d/ *кататися на скейтборді*  
**so** /səʊ/ *тому*  
**speak (a language)** /spi:k ə 'læŋ.gwɪdʒ/ *говорити певною мовою*  
**star** /stɑ:r/ *зірка*  
**swim** /swɪm/ *плавати*  
**take pictures** /teɪk 'pɪk.tʃəz/ *фотографувати*  
**talent** /'tæl.ənt/ *талант*  
**tonight** /tə'naɪt/ *сьогодні ввечері*  
**use a computer** /ju:z ə kəm'pjʊ:tə/ *користуватися комп'ютером*  
**well (adv)** /wel/ *добре*  
**winner** /'wɪn.ər/ *переможець*

## 2e

**best friend** /best frend/ *найкращий друг*

## Appearance – Зовнішність

**chubby** /'tʃʌb.i/ *повненький*  
**dark** /dɑ:k/ *темний*  
**fair** /feər/ *світлий*  
**hair** /heər/ *волосся*  
**long** /lɒŋ/ *довгий*  
**old** /əʊld/ *літній, похилого віку*  
**short** /ʃɔ:t/ *коротке (про волосся), невисокий (на зріст)*  
**slim** /slɪm/ *стрункий*  
**tall** /tɔ:l/ *високий*  
**young** /jʌŋ/ *молодий*

## Phrases – Вислови

**What does he/she look like?** *Як він/вона виглядає?*  
**Well done!** *Молодець!*

## MY DAY

### 3a

**after** /'ɑ:ftə(r)/ *після*  
**again** /ə'geɪn/ *знову*  
**amazing** /ə'meɪzɪŋ/ *чудовий*  
**art gallery** /'ɑ:t gæləri/ *художня галерея*  
**artist** /'ɑ:tɪst/ *художник (-ця)*  
**design (n)** /dɪ'zaɪn/ *дизайн*  
**different** /'dɪfrənt/ *інакше, по-іншому*  
**every** /'evri/ *кожний, кожен*  
**make** /meɪk/ *створювати*  
**paint (v)** /peɪnt/ *малювати фарбами*  
**painting** /'peɪntɪŋ/ *картина (намальована фарбами)*  
**say** /seɪ/ *казати*

**study** /'stʌdi/ *навчатися*  
**typical** /'tɪpɪkl/ *типовий*  
**visit** /'vɪzɪt/ *відвідувати*  
**watch TV** /wɒtʃ 'ti:vi/ *дивитися телевізор*  
**weekday** /'wi:kdeɪ/ *день тижня*  
**weekend** /wi:k'end/ *вихідні*

## Daily routines – Щоденні справи

**brush my teeth** /brʌʃ maɪ ti:θ/ *чистити зуби*  
**do my homework** /du: maɪ 'həʊm.wɜ:k/ *виконувати домашнє завдання*  
**get dressed** /get 'drest/ *вдягатися*  
**get home** /get həʊm/ *повертатися додому*  
**get up** /get ʌp/ *вставати (з ліжка)*  
**go to bed** /gəʊ tə bed/ *лягати спати*  
**go to school** /gəʊ tə sku:l/ *йти до школи*  
**have a shower** /hæv ə 'ʃaʊə/ *приймати душ*  
**have breakfast** /hæv 'brek.fəst/ *снідати*  
**have lunch** /hæv lʌntʃ/ *обідати*  
**have dinner** /hæv 'dɪn.ər/ *вечеряти*

## Phrases – Вислови

**What about you?** *А ти?*

### 3b

**at all** /ət 'ɔ:l/ *зовсім*  
**bored** /bɔ:d/ *знудьгований*  
**boring** /'bɔ:ɪŋ/ *нудний*  
**exciting** /ɪk'saɪtɪŋ/ *захопливий*  
**great fun** /greɪt fʌn/ *величезне задоволення*  
**hate** /heɪt/ *ненавидіти*  
**hour** /'aʊə(r)/ *година*  
**idea** /aɪ'diə/ *ідея*  
**later** /'leɪtə(r)/ *пізніше*  
**or** /ɔ:(r)/ *або*  
**other** /'ʌðə(r)/ *інші*  
**player** /'pleɪə(r)/ *гравець*  
**stop** /stɒp/ *зупинитися*  
**team sports** /ti:m spɔ:ts/ *командні види спорту*  
**tired** /'taɪəd/ *втомлений*

## Sports – Спорт

**do athletics** /du: æθ'let.ɪks/ *займатися легкою атлетикою*  
**do gymnastics** /du: dʒɪm'næs.tɪks/ *займатися гімнастикою*  
**go swimming** /gəʊ 'swɪm.ɪŋ/ *займатися плаванням*  
**play basketball** /pleɪ 'bɑ:skɪt.bɔ:l/ *грати в баскетбол*  
**play football** /pleɪ 'fʊt.bɔ:l/ *грати у футбол*



**play table tennis** /pleɪ 'teɪ.bəl 'ten.ɪs/

грати в настільний теніс

**play tennis** /pleɪ 'ten.ɪs/ грати в теніс

**play volleyball** /pleɪ 'vɒl.i.bɔ:l/ грати у волейбол

### Phrases - Вислови

**Be quiet!** Тихіше!

**Don't be silly!** Не кажи дурниць!

**It's OK.** Все добре.

**Me too.** Я також.

**No way!** В жодному разі!

**What's wrong?** Що не так?

### 3c

**before** /bɪfɔ:(r)/ до

**early** /'ɜ:li/ рано

**late** /leɪt/ пізно

**park** /pɑ:k/ парк

**together** /tə'geðə(r)/ разом

**when** /wen/ коли

### Free-time activities - Дозвілля

**go out** /gəʊ aʊt/ виходити гуляти

**go shopping** /gəʊ 'ʃɒp.ɪŋ/ ходити по магазинах

**go to the cinema** /gəʊ tə ðə 'sɪn.ə.mə/

ходити до кінотеатру

**hang out with friends** /hæŋ aʊt wɪð frendz/

гуляти/розважатися з друзями

**listen to music** /'lɪs.ən tə 'mju:zɪk/ слухати музику

**play board games** /pleɪ 'bɔ:d 'geɪmz/

грати в настільні ігри

**play chess** /pleɪ tʃes/ грати в шахи

**read magazines** /ri:d 'mæg.ə'zi:nz/ читати журнали

**surf the Net** /sɜ:f ðə net/ «сидіти» в інтернеті

**talk on the phone** /tɔ:k ɒn ðə fəʊn/

розмовляти по телефону

**watch DVDs** /wɒtʃ 'di:vi:'di:z/ дивитися DVD

### Phrases - Вислови

**In my free time...** У вільний час...

**What time...?** О котрій годині ... ?

**When...?** Коли ... ?

### 3d

**argue** /'ɑ:gju:/ сперечатися

**be a mess** /bi: ə mes/

бути неохайним, захаращеним

**believe** /bɪ'li:v/ вірити

**busy** /'bɪzi/ зайнятий

**don't mind** /dəʊnt maɪnd/ бути не проти чогось

**flat** /flæt/ квартира

**help (out)** /help aʊt/ допомагати

**just** /dʒʌst/ просто

**lazy** /'leɪzi/ лінивий

**want to** /wɒnt tə/ хотіти (зробити щось)

### Chores - Домашні справи

**clean the windows** /kli:n ðə 'wɪn.dəʊz/ мити вікна

**do housework** /du:'haʊs.wɜ:k/

виконувати хатню роботу

**do the washing** /du: ðə 'wɒʃ.ɪŋ/ прати

**do the washing-up** /du: ðə 'wɒʃ.ɪŋ'ʌp/ мити посуд

**hoover** /'hu:.və(r)/ пилососити

**take out the rubbish** /teɪk aʊt ðə 'rʌb.ɪʃ/

вносити сміття

**take the dog for a walk** /teɪk ðə dɒg fəɹ ə wɜ:k/

вигулювати собаку

**tidy my room** /'taɪ.di maɪ ru:m/ прибирати кімнату

**wash the car** /wɒʃ ðə kɑ:(r)/ мити машину

### Phrases - Вислови

**Anyway** У будь якого разі

**Guess what!** Вгадай що!

**In the end** Врешті-решт

**You see** Розумієте

### 3e

**about** /ə'baʊt/ про

**buy** /baɪ/ купувати

**shop (n)** /ʃɒp/ магазин

**stay at home** /steɪ ət'həʊm/ залишатися вдома

### Hobbies - Хобі

**collect coins** /kə'lekt kɔɪnz/ колекціонувати монети

**collect comics** /kə'lekt 'kɒm.ɪks/

колекціонувати комікси

**collect stamps** /kə'lekt stæmps/

колекціонувати поштові марки

**do arts and crafts** /du: ɑ:ts ən 'kra:fts/ займатися

декоративно-прикладним мистецтвом

**do ballet** /du: 'bæ.l.eɪ/ займатися балетом

**go fishing** /gəʊ 'fɪʃ.ɪŋ/ рибалити

**go rollerblading** /gəʊ 'rɒl.ə.blɛɪ.dɪŋ/

кататися на роликах

**make jewellery** /meɪk 'dʒu:.əl.ri/

виготовляти прикраси



**make model planes** /meɪk 'mɒd.əl pleɪnz/  
виготовляти моделі літаків  
**make paper flowers** /meɪk 'peɪ.pər fləʊərz/  
виготовляти паперові квіти

## WHERE I LIVE

### 4a

**building** /'bɪldɪŋ/ будівля  
**castle** /'kɑːsl/ замок  
**city** /'sɪti/ місто  
**floor** /flɔː(r)/ поверх  
**gym** /dʒɪm/ спортзал  
**in** /ɪn/ у, в  
**million** /'mɪljən/ мільйон  
**office** /'ɒfɪs/ офіс  
**over** /'əʊvə(r)/ понад, більш ніж  
**palace** /'pæləs/ палац  
**popular** /'pɒpjələ(r)/ популярний  
**swimming pool** /'swɪmɪŋ puːl/ басейн  
**thousand** /'θaʊznd/ тисяча  
**visitor** /'vɪzɪtə(r)/ відвідувач

## Parts of a house/flat -

### Частини будинку/квартири

**balcony** /'bælkəni/ балкон  
**basement** /'beɪsmənt/ підвал  
**bathroom** /'bɑːθruːm/ ванна кімната  
**bedroom** /'bedruːm/ спальня  
**downstairs** /daʊn'steəz/ внизу,  
на нижньому поверсі  
**garage** /'gærɑːʒ/ гараж  
**garden** /'gɑːdn/ сад  
**kitchen** /'kɪtʃɪn/ кухня  
**lift** /lɪft/ ліфт  
**living room** /'lɪvɪŋ ruːm/ вітальня  
**stairs** /steərz/ сходи  
**upstairs** /ʌp'steəz/ нагорі, на верхньому поверсі

## Phrases - Вислови

**How many...?** Скільки ... ?

### 4b

**after all** /'ɑːftər ɔːl/ зрештою  
**find** /faɪnd/ знаходити  
**look for** /'lʊk fə/ шукати щось  
**maybe** /'meɪ.bi/ можливо  
**MP4 player** /em.piːfɔː 'pleɪ.ə/ MP4 плеєр  
**place** /pleɪs/ місце (проживання)  
**pocket** /'pɒkɪt/ кишеня  
**poster** /'pəʊstə(r)/ постер  
**rug** /rʌɡ/ килимок

**(get) upset** /get ʌp'set/ засмутитися  
**wall** /wɔːl/ стіна

## Furniture and appliances - Меблі та електроприлади

**armchair** /'ɑːmtʃeə(r)/ крісло  
**bed** /bed/ ліжка  
**bookcase** /'bʊkkeɪs/ книжкова шафа  
**coffee table** /'kɒfi teɪbl/ журнальний столик  
**cooker** /'kʊkə(r)/ плита  
**fridge** /frɪdʒ/ холодильник  
**lamp** /læmp/ лампа  
**sofa** /'səʊfə/ диван  
**table** /'teɪbl/ стіл  
**washing machine** /'wɒʃɪŋ məʃiːn/  
пральна машина

## Phrases - Вислови

**Well?** Ну що?  
**What's up?** Що сталося?

### 4c

**another** /ə'nʌðə(r)/ інший  
**closed** /kləʊzd/ зачинений  
**far** /fɑː(r)/ далеко  
**for** /fɔː(r)/ для  
**get** /get/ отримувати  
**give** /ɡɪv/ давати  
**near** /nɪə(r)/ близько  
**need** /niːd/ потребувати  
**neighbourhood** /'neɪbəhʊd/ район, околиця  
**newspaper** /'njuːzpeɪpə(r)/ газета  
**now** /naʊ/ зараз  
**remember** /rɪ'membə(r)/ пам'ятати,  
згадувати  
**take** /teɪk/ брати, віднести  
**toothbrush** /'tuːθbrʌʃ/ зубна щітка

## Places in a city - Місця в місті

**bank** /bæŋk/ банк  
**bookshop** /'bʊkʃɒp/ книжковий магазин  
**café** /'kæfeɪ/ кафе  
**hospital** /'hɒspɪtl/ лікарня  
**library** /'laɪbrəri/ бібліотека  
**newsagent's** /'njuːzeɪ.dʒənts/ газетний кіоск  
**post office** /'pəʊst ɒfɪs/ поштове відділення  
**shopping centre** /'ʃɒpɪŋ sentə(r)/  
торговельний центр  
**skatepark** /'skeɪtpɑːk/ скейт-парк  
**supermarket** /'suːpəməkiːt/ супермаркет

**Phrases - Вислови****do someone a favour** *зробити комусь послугу***Excuse me.** *Пробачте.***I'm afraid not.** *Боюся, що ні.***Sure!** *Звичайно!***Thanks a lot!** *Дуже дякую!***4d****animal** /'æniml/ *тварина***begin** /bɪ'ɡɪn/ *розпочинати***bring** /brɪŋ/ *приносити***climb** /klaɪm/ *лазити***drink (v)** /drɪŋk/ *пити***eat** /i:t/ *їсти***feed** /fi:d/ *годувати***fence** /fens/ *паркан***free** /fri:/ *безкоштовний***helmet** /'helmit/ *шолом***knee pads** /ni: pædz/ *наколінники***leave** /li:v/ *покидати***museum** /mju:'zi:əm/ *музей***run** /rʌn/ *бігати***theatre** /'θi:tə(r)/ *театр***ticket** /'tɪkɪt/ *квиток***touch** /tʌtʃ/ *торкатися***turn off** /'tɜ:n.ɒf/ *вимикати***wear** /weə(r)/ *носити***without** /wɪ'daʊt/ *без***zoo** /zu:/ *зоопарк***4e****address** /ə'dres/ *адреса***cage** /keɪdʒ/ *клітка***ground floor** /,graʊnd 'flɔ:r/ *перший поверх***noisy** /'nɔɪzi/ *шумний***quite** /kwaɪt/ *доволі***road** /rəʊd/ *дорога***street** /stri:t/ *вулиця***view** /vjʊ:/ *краєвид***Ordinals - Порядкові числівники****first** /fɜ:st/ *перший***second** /'sekənd/ *другий***third** /θɜ:d/ *третій***Phrases - Вислови****I live at...** *Я мешкаю/проживаю за адресою ...***NICE AND TASTY****5a****cut (v)** /kʌt/ *різати***delicious** /dɪ'lɪʃəs/ *надзвичайно смачний***healthy** /'helθi/ *здоровий***horrible** /'hɒrəbl/ *жахливий***hungry** /'hʌŋɡri/ *голодний***minute** /'mɪnɪt/ *хвилина***put** /pʊt/ *класти***ready** /'redi/ *готовий (до споживання)***tasty** /'teɪsti/ *смачний***try** /traɪ/ *пробувати щось***Food - Їжа****butter** /'bʌtə(r)/ *вершкове масло***carrot** /'kærət/ *морква***cheese** /tʃi:z/ *сир***cherry** /tʃeri/ *вишня***chicken** /tʃɪkɪn/ *курка, курятина***dairy products** /'deəri 'prɒd.ʌkts/ *молочні продукти***fruit** /fru:t/ *фрукти***ice cream** /'aɪs kri:m/ *морозиво***meat** /mi:t/ *м'ясо***milk** /mɪlk/ *молоко***mushroom** /'mʌʃrʊm/ *гриби***onion** /'ɒnjən/ *цибуля***pepper** /'pepə(r)/ *перець***potato** /pə'teɪtəʊ/ *картопля***salad** /'sæləd/ *салат***chicken sausage** /tʃɪkɪn 'sɒs.ɪdʒ/ *куряча ковбаса***steak** /steɪk/ *стейк***strawberry** /'strɔ:bəri/ *полуниця***tomato** /tə'mɑ:təʊ/ *помідор***vegetable** /'vedʒtəbl/ *овоч***yoghurt** /'jɒɡət/ *йогурт***Phrases - Вислови****Have some...** *Пригощайся ... !***I (don't) think so.** *Я так (не) вважаю.***Let me ...** *Дозвольте...***Trust me.** *Повір мені.***What else...?** *Що ще ... ?***Yuck!** *Гидота!***Yummy!** *Смакота!*



## 5b

**actually** /'æktʃuəli/ *насправді*

**both** /bəʊθ/ *обидва*

**fast food restaurant** /fɑːst 'fuːd 'restɒrnt/  
*ресторан швидкого харчування*

**order (v+n)** /'ɔːdə(r)/ *замовляти, замовлення*

**thirsty** /'θɜːsti/ *спраглий*

## Food and drink - Їжа та напої

**burger** /'bɜːgə(r)/ *бургер*

**cake** /keɪk/ *торт, тістечко*

**cheeseburger** /'tʃiːzbɜːgə(r)/ *чізбургер*

**chips** /tʃɪps/ *картопля фри*

**chocolate** /'tʃɒklət/ *шоколад*

**club sandwich** /ˌklʌb 'sænwɪdʒ/ *клубний бутерброд*

**dessert** /dɪ'zɜːt/ *десерт*

**ketchup** /'ketʃəp/ *кетчуп*

**lemonade** /lemə'neɪd/ *лимонад*

**milkshake** /'mɪlkʃeɪk/ *молочний коктейль*

**orange juice** /'ɒr.ɪndʒ 'dʒuːs/ *апельсиновий сік*

**pasta** /'pæstə/ *макаронні вироби*

**soft drink** /ˌsɒft 'drɪŋk/ *безалкогольні напої*

## Phrases - Вислови

**Can I take your order?**

*Чи можу я прийняти ваше замовлення?*

**I'd like...** *Я б хотів...*

**Is that all?** *Це все?*

**Would you like...?** *Чи хотіли б Ви...?*

## 5c

**a slice of...** /slaɪs/ *тонкий відрізаний шматок*

**careful** /'keə.fəl/ *обережний*

**change** /tʃeɪndʒ/ *змінювати*

**eating habits** /iːtɪŋ 'hæb.ɪts/ *звички в харчуванні*

**junk food** /'dʒʌŋk 'fuːd/ *нездорова їжа*

**meal** /miːl/ *прийом їжі*

**only** /'əʊn.li/ *лише*

**quiz** /kwɪz/ *тест, вікторина*

**right** /raɪt/ *правильно*

**snack** /snæk/ *перекус*

## Food and drink - Їжа та напої

**biscuits** /'bɪs.kɪt/ *печиво*

**bread** /bred/ *хліб*

**cereal** /'siə.ri.əl/ *пластівці*

**chocolate bar** /'tʃɒk.lət bɑːr/ *плитка шоколаду*

**coffee** /'kɒf.i/ *кава*

**sweets** /swiːts/ *цукерки, солодоці*

**tea** /tiː/ *чай*

**water** /'wɔː.tər/ *вода*

## Containers - Контейнери

**a bottle of...** /ə 'bɒt.əl əv/ *пляшка ...*

**a can of...** /ə kæn əv/ *бляшанка ...*

**a cup of...** /ə kʌp əv/ *чашка ...*

**a glass of...** /ə glaːs əv/ *склянка ...*

**a packet of...** /ə 'pæk.ɪt əv/ *пачка ...*

## Phrases - Вислови

**a day, a week, etc.** *на день, на тиждень тощо*

**all day** *цілий день*

**It's good/bad for you.**

*Це корисно/некорисно для тебе.*

**Keep trying!** *Не здавайся!*

**... times a week ...** *рази(ів) на тиждень*

## 5d

**beef** /biːf/ *яловичина*

**call (v)** /kɔːl/ *називати*

**cook (n)** /kʊk/ *кухар (-ка)*

**dangerous** /'deɪn.dʒərəs/ *небезпечний*

**egg** /eg/ *яйце*

**expensive** /ɪk'spensɪv/ *дорогий*

**find out** /faɪnd aʊt/ *дізнатися*

**kg (kilogram)** /'kiːl.ə.græm/ *кілограм*

**like (prep)** /laɪk/ *як*

**litre (litre)** /'liː.tər/ *літр*

**pay** /peɪ/ *платити*

**scientist** /'saɪəntɪst/ *вчений (-на)*

**smell (v+n)** /smel/ *нюхати, запах*

**strange** /streɪndʒ/ *дивний*

**sweet (adj)** /swiːt/ *солодкий*

**taste (v+n)** /teɪst/ *куштувати, смак*

**test (n)** /test/ *тест*

**the same** /ðə seɪm/ *однаково*

**true** /truː/ *правильно, правдиво*

**year** /jɪər/ *рік*

## 5e

**city centre** /ˌsɪt.i 'sen.tə(r)/ *центр міста*

**dish** /dɪʃ/ *страва*

## Food and drink - Їжа та напої

**doughnut** /'dəʊ.nʌt/ *пончик*

**fish** /fɪʃ/ *риба*

**hot chocolate** /hɒt 'tʃɒk.lət/

*гарячий шоколад*

**meatballs** /'miːt.bɔːlz/ *фрикадельки*

**omelette** /'ɒm.lət/ *омлет*

**pancakes** /'pæn.keɪks/ *млинці*

**rice** /raɪs/ *рис*

**sauce** /sɔːs/ *соус*



**soup** /su:p/ *суп*

**tuna** /'tʃu:nə/ *тунець*

## EVENTS

### 6a

**a bit** /ə bɪt/ *трішки*

**birthday** /'bɜ:θ.deɪ/ *день народження*

**CD** /si:'di:/ *CD-диск*

**costume** /'kɒs.tʃu:m/ *костюм (для вечірки)*

**dress up** /dres ʌp/ *гарно вдягнутися*

**enjoy** /ɪn'dʒɔɪ/ *насолоджуватися*

**fancy-dress party** /'fæn.si 'dres 'pa:ti/

*костюмована вечірка*

**forget** /fə'get/ *забувати*

**have a party** /hæv ə 'pa:ti/ *влаштовувати вечірку*

**invitation** /ɪn.vɪ'teɪ.ʃən/ *запрошення*

**karaoke** /'kær.i'əʊ.ki/ *караоке*

**tell** /tel/ *розповідати*

**tomorrow** /tə'mɒr.əʊ/ *завтра*

## Months - місяці

**January** /'dʒæn.ju.ə.ri/ *січень*

**February** /'feb.ru.ə.ri/ *лютий*

**March** /mɑ:tʃ/ *березень*

**April** /'eɪ.prəl/ *квітень*

**May** /meɪ/ *травень*

**June** /dʒu:n/ *червень*

**July** /dʒu'laɪ/ *липень*

**August** /'ɔ:ɡəst/ *серпень*

**September** /sep'tem.bər/ *вересень*

**October** /'ɒk'təʊ.bər/ *жовтень*

**November** /nəʊ'vem.bər/ *листопад*

**December** /dɪ'sem.bər/ *грудень*

## Phrases - Вислови

**Any ideas?** *Є ідеї?*

**As you know...** *Як ти вже знаєш...*

**See you...** *Побачимося...*

**What's the date?** *Яка дата?*

### 6b

**carnival** /'kɑ:.nɪ.vəl/ *карнавал*

**celebrate** /'sel.ə.breɪt/ *святкувати*

**fast** /fɑ:st/ *швидко*

**friendly** /'frend.li/ *дружній, доброзичливий*

**go down** /gəʊ daʊn/ *спускатися вниз*

**happen** /'hæp.ən/ *відбуватися*

**have a bath** /hæv ə ba:θ/ *приймати ванну*

**have a race** /hæv ə reɪs/ *брати участь у перегонах*

**hill** /hɪl/ *пагорб*

**laugh** /lɑ:f/ *сміятися*

**scream** /skri:m/ *верещати*

**sleigh** /sleɪ/ *сани*

**slide (n)** /slɑɪd/ *гірка*

**snow (n)** /snəʊ/ *сніг*

**snowman** /'snəʊ.mæn/ *сніговик*

**swimsuit** /'swɪm.su:t/ *купальник*

**way** /weɪ/ *спосіб*

## Weather - Погода

**It's cloudy.** /ɪts 'klaʊ.di/ *Хмарно.*

**It's cold.** /ɪts kəʊld/ *Холодно.*

**It's hot.** /ɪts hɒt/ *Спекотно.*

**It's raining.** /ɪts 'reɪn.ɪŋ/ *Дощить.*

**It's snowing.** /ɪts 'snəʊ.ɪŋ/ *Йде сніг.*

**It's sunny.** /ɪts 'sʌn.i/ *Сонячно.*

**It's windy.** /ɪts 'wɪn.di/ *Вітряно.*

## Seasons - Пори року

**spring** /sprɪŋ/ *весна*

**summer** /'sʌm.ər/ *літо*

**autumn** /'ɔ:.təm/ *осінь*

**winter** /'wɪn.tər/ *зима*

## Phrases - Вислови

**at the moment** *цієї миті*

**have a great time** *чудово проводити час*

**What's the weather like?** *Яка сьогодні погода?*

### 6c

**almost** /'ɔ:l.məʊst/ *майже*

**because** /bɪ'kæz/ *тому що*

**concert** /'kɒn.sət/ *концерт*

**cute** /kju:t/ *милий, гарненький*

**endangered** /ɪn'deɪn.dʒəd/ *під загрозою зникнення*

**flyer** /'flaɪ.ər/ *рекламна листівка*

**fundraiser** /'fʌnd.reɪ.zər/ *збір коштів*

**get ready** /get 'red.i/ *готуватися*

**Internet** /'ɪn.tə.net/ *інтернет*

**put up** /pʊt ʌp/ *розміщувати*

**save** /seɪv/ *рятувати, берегти*

**send e-mails** /send 'i:.meɪlz/ *надсилати електронні листи*

**work (v)** /wɜ:k/ *працювати*



## Animals - Тварини

**bear** /beər/ ведмідь  
**dolphin** /'dɒl.fɪn/ дельфін  
**elephant** /'el.ɪ.fənt/ слон  
**lion** /'laɪ.ən/ лев  
**monkey** /'mʌŋ.ki/ мавпа  
**sea turtle** /si: 'tɜ:tl/ морська черепаха  
**shark** /ʃɑ:k/ акула  
**tiger** /'taɪ.gər/ тигр  
**whale** /weɪl/ кит

## Phrases - Вислови

**have a look** подивися  
**It looks cool.** Виглядає чудово.  
**Nice work!** Чудова робота!  
**Nothing much!** Нічого особливого!  
**peace and quiet** тиша й спокій  
**Why...?** Чому ... ?

## 6d

**baseball** /'beɪs.bɔ:l/ бейсбол  
**celebration** /,sel.ə'breɪ.ʃən/ святкування  
**competition** /,kɒm.pə'tɪʃ.ən/ змагання  
**decorate** /'dek.ə.reɪt/ прикрашати  
**during** /'dʒʊə.rɪŋ/ під час  
**event** /'ɪvent/ подія  
**festival** /'fes.tɪ.vəl/ фестиваль  
**fireworks** /'faɪərwɜ:ks/ феєрверк  
**flag** /flæg/ прапор  
**get together** /get tə'geð.ər/ збиратися разом  
**have a barbecue** /hæv ə 'bɑ:bi.kju:/  
влаштувати барбекю  
**have a picnic** /hæv ə 'pɪk.nɪk/ влаштувати пікнік  
**km (kilometre)** /'ki:l.ə'mi:tər/ кілометр  
**lots of** /lots əv/ багато  
**loud** /laʊd/ гучний  
**main** /meɪn/ головний  
**parade** /pə'reɪd/ парад  
**square** /skweər/ площа  
**take place** /teɪk pleɪs/ відбуватися  
**town** /taʊn/ місто

## 6e

**card** /kɑ:d/ листівка  
**invite** /ɪn'vaɪt/ запрошувати  
**New Year's Day** /,nju:ˌjɪəz 'deɪ/ Новий рік  
**New Year's Eve** /,nju:ˌjɪəz 'i:v/ Переддень Нового року  
**outside** /aʊt'saɪd/ надворі  
**prepare** /prɪ'peər/ готувати  
**surprise** /sə'praɪz/ сюрприз

## Wishes - Побажання

**Congratulations!** /kən'grætʃ·ə'leɪ·ʃənz/ Вітаю!  
**Get well soon!** /get wel su:n/  
Швидше одужуй(те)!  
**Good luck!** /gʊd lʌk/ Успіхів!  
**Happy Birthday!** /'hæp.i 'bɜ:θ.deɪ/  
З днем народження!  
**Happy New Year!** /'hæp.i ,nju: 'jɪər/  
Щасливого Нового року!  
**Have a nice trip!** /hæv ə naɪs trɪp/ Щасливої дороги!

## Phrases for letters/ e-mails -

### Вислови для написання листів

**Best wishes** З найкращими побажаннями  
**Bye for now** Бувай!  
**Dear...** Дорогий(а)...  
**How's life?** Як життя?  
**I hope you're fine.** Сподіваюсь, у тебе все добре.  
**See you soon!** До зустрічі!  
**That's all for now.** На разі це все.  
**Write back soon.** Напиши найближчим часом.  
**Yours** Ваш(а)

## WHAT AN EXPERIENCE!

### 7a

**alive** /ə'laɪv/ живий(а)  
**dream (n)** /dri:m/ сон  
**full of** /fʊl əv/ наповнений (чимось)  
**funny** /'fʌn.i/ смішний  
**interesting** /'ɪn.trə.stɪŋ/ цікавий  
**last week/year, etc.** /la:st wi:k/, /jɪər/  
минулого тижня/минулого року тощо  
**message** /'mes.ɪdʒ/ повідомлення  
**scary** /'skeəri/ страшний  
**sleep** /sli:p/ спати  
**suddenly** /'sʌd.ən.li/ раптово  
**terrible** /'ter.ə.bəl/ жахливий  
**wake up** /'weɪk.ʌp/ прокидатися

## Feelings - Почуття

**angry** /'æŋ.gri/ злий  
**excited** /ɪk'saɪ.tɪd/ збуджений  
**happy** /'hæp.i/ щасливий  
**sad** /sæd/ сумний  
**scared** /skeəd/ наляканий  
**surprised** /sə'praɪzd/ здивований

### 7b

**ask** /ɑ:sk/ питати  
**ball** /bɔ:l/ м'яч



**blackout** /'blæk.aʊt/ *тимчасова відсутність електричного освітлення*

**brilliant** /'brɪl.jənt/ *чудовий, яскравий*

**bruise** /bru:z/ *синець*

**dark** /dɑ:k/ *темний*

**diary** /'daɪ.ə.ri/ *щоденник*

**each other** /i:tʃ 'lð.ə/ *один одного*

**incredible** /ɪn'kred.ə.bəl/ *неймовірний*

**information** /ɪn.fə'meɪ.ʃən/ *інформація*

**kick** /kɪk/ *ударяти, штовхати ногами*

**match (n)** /mætʃ/ *матч*

**project** /'prɒdʒ.ekt/ *план, проект*

**something** /'sʌm.θɪŋ/ *щось*

**start** /stɑ:t/ *розпочинати*

**Yippee** /jɪ'pi: / *Ура!*

### Irregular Verbs - Неправильні дієслова

**do-did** /du:/ - /dɪd/ *робити - робили*

**get-got** /get/ - /gɒt/ *отримати - отримали*

**go-went** /gəʊ/ - /went/ *йти - йшли*

**have-had** /hæv/ - /həd/ *мати - мали*

**sit-sat** /sɪt/ - /sæt/ *сідати - сіли*

### 7c

**ago** /ə'gəʊ/ *тому (визначення часу, наприклад, 2 роки тому)*

**boat** /bəʊt/ *човен*

**fall** /fɔ:l/ *падати*

**grab** /græb/ *хапати*

**hero** /'hɪə.rəʊ/ *герой*

**island** /'aɪ.lənd/ *острів*

**jump** /dʒʌmp/ *стрибати*

**lake** /leɪk/ *озеро*

**luckily** /'lʌk.əl.i/ *на щастя*

**return** /rɪ'tɜ:n/ *повертатися*

**underwater** /ˌʌn.də'wɔ:t.ər/ *під водою*

**wet** /wet/ *вологий*

### Irregular Verbs - Неправильні дієслова

**fall-fell** /fɔ:l/ - /fel/ *падати - впали*

**find-found** /faɪnd/ - /faʊnd/ *знайти - знайшли*

**put-put** /pʊt/ - /pʊt/ *класти - поклали*

**see-saw** /si:/ - /sɔ:/ *бачити - бачили*

**take-took** /teɪk/ - /tʊk/ *брати - взяли*

**sleep-slept** /sli:p/ - /slept/ *спати - спали*

**swim-swam** /swɪm/ - /swæm/ *плавати - пливли*

### Phrases - Вислови

**be worried about** *хвилюватися за*

**in the middle of** *посеред*

### 7d

**around** /ə'raʊnd/ *навколо*

**balloon** /bə'lu:n/ *повітряна куля*

**become** /bɪ'kʌm/ *ставати*

**decide** /dɪ'saɪd/ *вирішувати*

**ending** /'en.dɪŋ/ *фінал, закінчення*

**fan** /fæn/ *прихильник*

**finish** /'fɪn.ɪʃ/ *закінчувати*

**kids** /kɪdz/ *малюки*

**learn** /lɜ:n/ *вчитися*

**mate** /meɪt/ *друг, товариш*

**scene** /si:n/ *сцена*

**whole** /həʊl/ *цілий, весь*

**world** /wɜ:ld/ *світ*

### Kinds of films - Види фільмів

**adventure film** /əd'ven.tʃər fɪlm/

*пригодницький фільм*

**animated film** /'æn.ɪ.meɪ.tɪd fɪlm/ *мультфільм*

**comedy** /'kɒm.ə.di/ *комедія*

**horror film** /'hɒr.ər fɪlm/ *фільм жахів*

**romantic film** /rəʊ'mæn.tɪk fɪlm/

*фільм про кохання*

**science-fiction film** /ˌsaɪəns 'fɪk.ʃən fɪlm/

*науково-фантастичний фільм*

### Irregular Verbs - Неправильні дієслова

**become-became** /bɪ'kʌm/ - /bɪ'keɪm/

*ставати - стало*

**buy-bought** /baɪ/ - /bɔ:t/ *купувати - придбали*

**come-came** /kʌm/ - /keɪm/ *приходити - прийшли*

**tell-told** /tel/ - /təʊld/ *розповідати - розповіли*

### Phrases - Вислови

**Don't miss it!** *Не пропустіть це!*

**It's something else!** *Це щось особливе!*

### 7e

**ask for** /ɑ:sk fɔ:r/ *просити*

**autograph** /'ɔ:.tə.gra:f/ *автограф*

**ride (n)** /raɪd/ *верхова їзда*

**show (v)** /ʃəʊ/ *показувати*

**skateboarder** /'skeɪtˌbɔ:ˌdər/ *скейтбордист*



**spend (time)** /spend taɪm/ *проводити (час)*  
**then** /ðen/ *потім*  
**walk** /wɔ:k/ *ходити пішки*

## Places of entertainment -

### Місця розваг

**bowling alley** /'bəʊ.lɪŋ æl.i/ *боулінг*  
**cinema complex** /'sɪn.ə.mə 'kɒm.pleks/  
*кінокомплекс*  
**funfair** /'fʌn.feə/ *ярмарок*  
**Internet café** /'ɪn.tə.net 'kæf.eɪ/ *інтернет-кафе*  
**skating rink** /'skeɪ.tɪŋ rɪŋk/ *ковзанка*  
**stadium** /'steɪ.di.əm/ *стадіон*

## Irregular Verbs - Неправильні дієслова

**hang out - hung out** /hæŋ aʊt/ - /hʌŋ aʊt/ *проводити час (з друзями) - провели час (з друзями)*  
**meet-met** /mi:t/ - /met/  
*зустрічати(ся) - зустріли(ся)*  
**spend-spent** /spend/ - /spent/  
*витрачати - витратили*

## Phrases - Вислови

**after that** *після того*  
**for a while** *на деякий час*

## SEE THE WORLD

### 8a

**definitely** /'def.i.nət.li/ *напевно, безумовно*  
**environment** /ɪn'vaɪ.rən.mənt/  
*(навколишнє) середовище*  
**everything** /'ev.rɪ.θɪŋ/ *все*  
**half** /hɑ:f/ *половина*  
**important** /ɪm'pɔ:t.ənt/ *важливий*  
**money** /'mʌn.i/ *гроші*  
**next** /nekst/ *наступний*  
**spend (money)** /spend 'mʌn.i/ *витрачати гроші*  
**travel** /'træv.əl/ *подорожувати*  
**win** /wɪn/ *вигравати*

## Means of transport - Види транспорту

**by car** /baɪ kɑ:r/ *автомобілем*  
**by coach** /baɪ kəʊtʃ/ *екскурсійним автобусом*  
**by plane** /baɪ pleɪn/ *літаком*  
**by ship** /baɪ ʃɪp/ *кораблем*  
**by train** /baɪ treɪn/ *потягом*

## Phrases - Вислови

**get back** *повертатися*  
**go on holiday** *їхати на відпочинок*  
**How long...?** *Як довго...?*

**on foot** *пішки*  
**That sounds great!** *Звучить чудово!*

### 8b

**choose** /tʃu:z/ *вибирати*  
**close (adv)** /kləʊs/ *близько*  
**difficult** /'dɪf.ɪ.kəlt/ *важко*  
**easy** /'i:zi/ *легко*  
**forest** /'fɒr.ɪst/ *ліс*  
**guys** /gaɪz/ *друзі (при звертанні)*  
**leaflet** /'li:flət/ *буклет*  
**lose** /lu:z/ *втратити, загубити*  
**matches** /mætʃɪz/ *сірники*  
**put out** /pʊt aʊt/ *гасити*  
**river** /'rɪv.ər/ *річка*  
**safety rule** /'seɪf.ti ru:l/ *правило безпеки*  
**tree** /tri:/ *дерево*

## Camping - Кемпінг

**backpack** /'bækpræk/ *рюкзак*  
**camp leader** /kæmp 'li:dər/ *керівник табору*  
**first-aid kit** /fɜ:st 'eɪd kɪt/ *аптечка першої допомоги*  
**go camping** /gəʊ 'kæm.pɪŋ/ *їти в похід з ночівлею*  
**make a fire** /meɪk faɪər/ *розкласти багаття*  
**map** /mæp/ *карта*  
**sleeping bag** /'sli:pɪŋ bæɡ/ *спальний мішок*  
**(put up) a tent** /pʊt ʌp ə tent/ *поставити намет*  
**torch** /tɔ:tʃ/ *ліхтарик*

## Phrases - Вислови

**Don't worry.** *Не хвилюйся.*  
**give someone a hand** *допомагати комусь*

### 8c

**arrive** /ə'raɪv/ *приїхати*  
**beach** /bi:tʃ/ *пляж*  
**cheap** /tʃi:p/ *дешевий*  
**deep** /di:p/ *глибокий*  
**dive (n)** /daɪv/ *занурення*  
**equipment** /ɪ'kwɪp.mənt/ *обладнання*  
**experience (n)** /ɪk'spɪəri.əns/ *досвід*  
**explore** /ɪk'splɔ:r/ *досліджувати*  
**finally** /'faɪ.nəl.i/ *нарешті*  
**instructor** /ɪn'strʌkt.ər/ *інструктор*  
**metre** /'mi:tər/ *метр*  
**ocean** /'eɪ.ʃən/ *океан*  
**organise** /'ɔ:ɡən.aɪz/ *організувати*  
**scuba diver** /'sku:.bə 'daɪ.vər/ *аквалангіст*  
**ugly** /ʌɡ.li/ *бридкий, потворний*  
**warm** /wɔ:m/ *теплий*

**Adventure sports -****Екстремальні види спорту****rock climbing** /'rɒk ˌklaɪ.mɪŋ/ альпінізм**sailing** /'seɪ.lɪŋ/ вітрильний спорт**scuba diving** /'skuː.bə ˌdaɪ.vɪŋ/ підводне плавання**skiing** /'skiː.ɪŋ/ катання на лижах**surfing** /'sɜː.fɪŋ/ серфінг**water skiing** /'wɔː.təskiː.ɪŋ/ водні лижі**windsurfing** /'wɪnd.sɜː.fɪŋ/ віндсерфінг**Phrases - Вислови****It's worth it!** /ɪts wɜːθ ɪt/ Воно того варте!**8d****area** /'eə.rɪ.ə/ регіон, край**at the beginning** /æt ðə bɪ'ɡɪn.ɪŋ/ на початку**capital city** /'kæp.ɪ.təl 'sɪt.i/ столиця**century** /'sen.tʃər.i/ століття**continent** /'kɒn.tɪ.nənt/ континент**culture** /'kʌl.tʃər/ культура**especially** /ɪ'speʃ.əl.i/ особливо**European** /jʊə.rə'piː.ən/ європейський**high** /haɪ/ високий**large** /lɑːdʒ/ великий**mountain** /'maʊn.tɪn/ гора**penguin** /'peŋ.gwɪn/ пінгвін**population** /ˌpɒp.jə'leɪ.ʃən/ населення**puma** /'pjuː.mə/ пума**tourist** /'tʊə.rɪst/ турист**traditional** /trə'dɪʃ.ən.əl/ традиційний**8e****drive** /draɪv/ керувати автівкою**lovely** /'lʌv.li/ чудовий**news** /njuːz/ новини**perfect** /'pɜː.fekt/ досконалий, ідеальний**relax** /rɪ'læks/ розслабитися**tiring** /'taɪə.rɪŋ/ виснажливий**until** /ʌn'tɪl/ до тих пір, поки**village** /'vɪl.ɪdʒ/ село**Holiday activities -****Заняття під час відпочинку****buy souvenirs** /baɪ ʃuː.vənɪ'tɔːs/ купувати сувеніри**do water sports** /du 'wɔː.tə ˌspɔːts/

займатися водними видами спорту

**go hiking** /gəʊ 'haɪ.kɪŋ/ йти в похід**go on a trip** /gəʊ ɒn ə trɪp/ їхати в подорож**go sightseeing** /gəʊ 'saɪtʃiː.ɪŋ/

оглядати визначні місця

**stay at a hotel** /steɪ æt ə həʊ'tel/

зупинятися в готелі

**sunbathe** /'sʌn.beɪð/ засмагати**Phrases - Вислови****can't wait** не можу дочекатися**Greetings from...** Вітання з...